

EROSION CONTROL NOTES:

THE CONTRACTOR IS RESPONSIBLE FOR INSTALLING, MAINTAINING AND REMOVING AT APPROPRIATE TIMES ALL EROSION CONTROL MEASURES SET FORTH HERE AND IN PLAN BELOW.

CONCRETE MIXING/WASHOUT BASINS SHALL BE TAKEN OFFSITE.

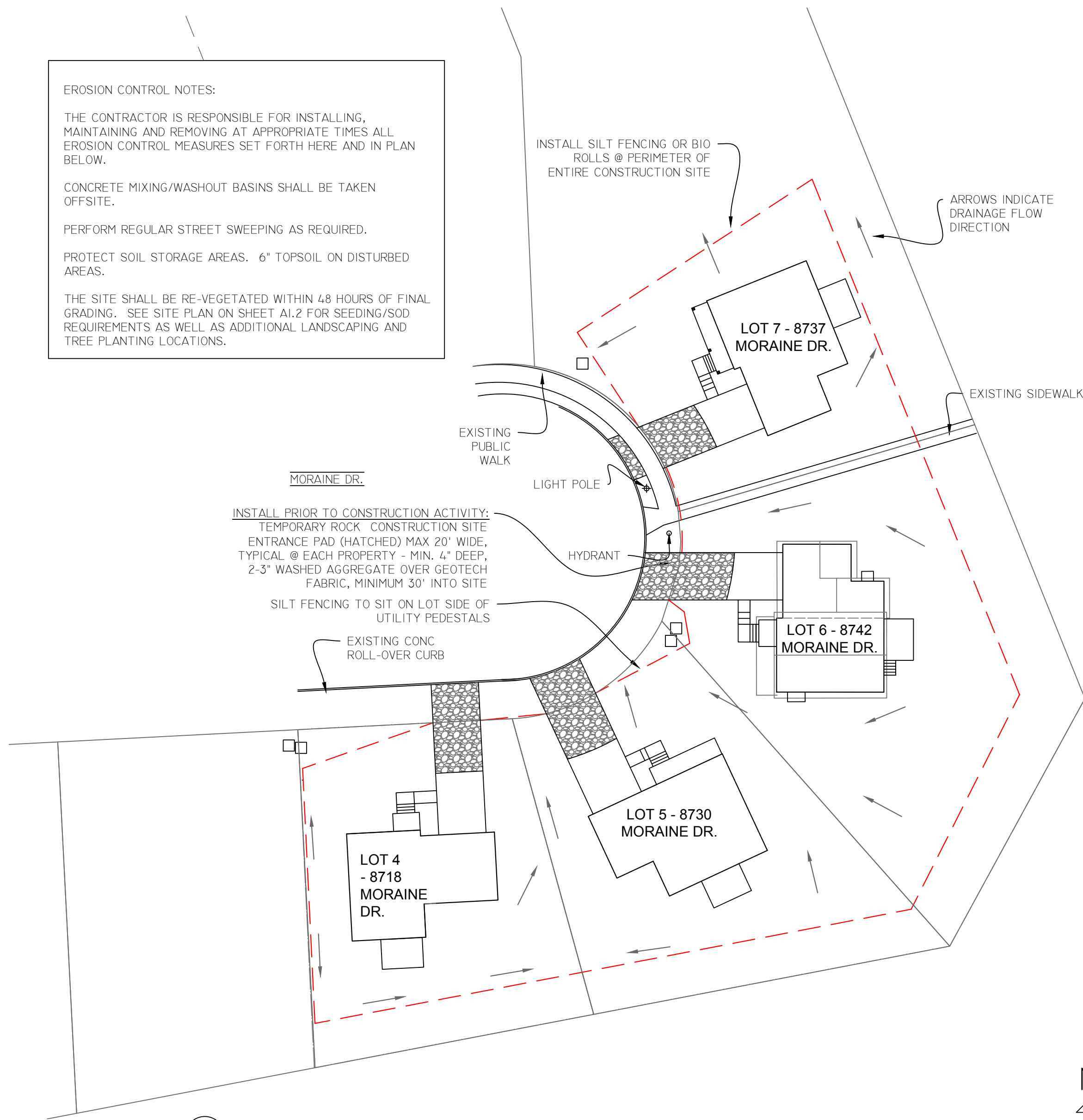
PERFORM REGULAR STREET SWEEPING AS REQUIRED.

PROTECT SOIL STORAGE AREAS. 6" TOPSOIL ON DISTURBED AREAS.

THE SITE SHALL BE RE-VEGETATED WITHIN 48 HOURS OF FINAL GRADING. SEE SITE PLAN ON SHEET A1.2 FOR SEEDING/SOD REQUIREMENTS AS WELL AS ADDITIONAL LANDSCAPING AND TREE PLANTING LOCATIONS.

INSTALL SILT FENCING OR BIO ROLLS @ PERIMETER OF ENTIRE CONSTRUCTION SITE

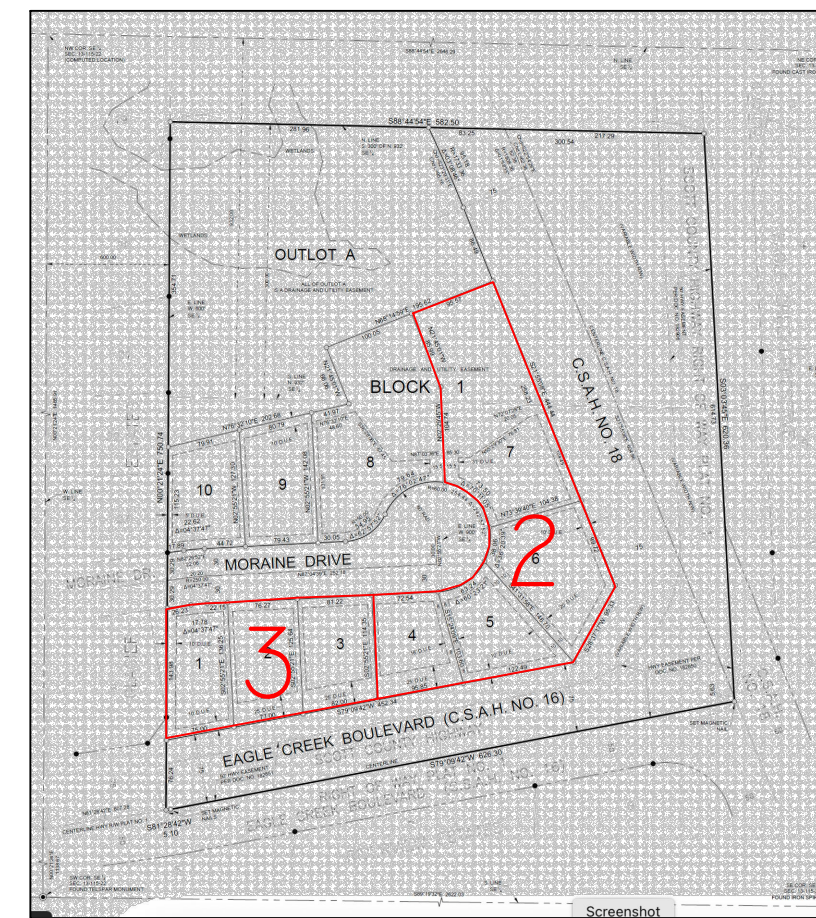
ARROWS INDICATE DRAINAGE FLOW DIRECTION



MORAIN DR.
 INSTALL PRIOR TO CONSTRUCTION ACTIVITY:
 TEMPORARY ROCK CONSTRUCTION SITE ENTRANCE PAD (HATCHED) MAX 20' WIDE, TYPICAL @ EACH PROPERTY - MIN. 4" DEEP, 2-3" WASHED AGGREGATE OVER GEOTECH FABRIC, MINIMUM 30' INTO SITE
 SILT FENCING TO SIT ON LOT SIDE OF UTILITY PEDESTALS
 EXISTING CONC ROLL-OVER CURB

1 PHASE 2 SITE PLAN WITH EROSION CONTROL MEASURES
 A1.1 SCALE 1"= 30'-0"

NOTE: COMPREHENSIVE EROSION CONTROL PLAN ENCOMPASSING FOUR PROPERTIES TO ALLOW FOR CONTINUOUS SITE ACCESS FOR CONSTRUCTION



SITE LOCATION - MORAIN ADDITION PHASE 2

DEVELOPMENT SITE IS AT THE INTERSECTION OF COUNTY ROAD 18 AND COUNTY ROAD 16 (EAGLE CREEK BOULEVARD) IN SHAKOPEE, MN. DEVELOPMENT IS AT LOTS 4,5,6, AND 7 AS INDICATED IN MAP ABOVE.

APPLICABLE BUILDING CODES & STANDARDS

- INTERNATIONAL RESIDENTIAL CODE (IRC) 2018 (2020 MINNESOTA STATE BUILDING CODE, CHAPTER 1305)
- 2020 MINNESOTA ENERGY CODE (MN RULES CHAPTERS 1322 AND 1323)
- 2023-2024 MN OVERLAY TO 2020 ENTERPRISE GREEN COMMUNITIES, NEW CONSTRUCTION STANDARDS
- ENERGY STAR CERTIFICATION V3.1

ENERGY AND ENVIRONMENTAL REQUIREMENTS

AT COMPLETION, PROJECT MUST MEET ENERGY STAR V3.1 REQUIREMENTS AS VERIFIED BY THIRD PARTY RATER. BOTH GENERAL CONTRACTOR AND HVAC CONTRACTOR MUST BE ENERGY STAR CERTIFIED TO WORK ON THIS PROJECT PER ENERGY STAR REQUIREMENTS. ALL PARTS OF THE ESV3.1 CHECKLISTS NEED TO BE REVIEWED BY THE CONTRACTOR AND HVAC INSTALLER TO ASSURE ALL REQUIREMENTS WILL BE MET.

INSPECTIONS BY AN ENERGY STAR RATER WILL BE REQUIRED DURING THE CONSTRUCTION PROCESS AS WELL AS AT COMPLETION OF THE WORK.

- 2023-24 MINNESOTA GREEN COMMUNITIES OVERLAY TO NEW CONSTRUCTION ENTERPRISE STANDARDS, 2020.

AIR TIGHT CONSTRUCTION

AT COMPLETION, THE BLOWER DOOR TEST SHOULD REACH A MAX AIR CHANGE OF 2.0 ACH50. NOTE: THIS IS AN INCREASE FROM THE CODE REQUIREMENT OF 3.0 ACH50.

LIGHTING AND APPLIANCES

ALL APPLIANCES MUST BE ENERGY STAR RATED.
 ALL LIGHTING FIXTURES MUST USE HIGH EFFICIENCY LED BULBS.

SEE ALSO PLUMBING AND MECHANICAL SPECIFICATIONS

FOR WATER USAGE LIMITS AND EQUIPMENT EFFICIENCY REQUIREMENTS.

LIST OF ARCHITECTURAL DRAWINGS

- A1.1 TITLE SHEET, PHASE 1 SITE PLAN
- A1.2 SITE PLAN
- A2.1 FOUNDATION PLAN
- A2.2 BASEMENT PLAN
- A2.3 FIRST FLOOR PLAN
- A2.4 SECOND FLOOR PLAN, ROOF PLAN
- A2.5 ELECTRICAL LAYOUT
- A3.1 EXTERIOR ELEVATIONS, WINDOW SCHEDULE
- A3.2 INTERIOR ELEVATIONS
- A4.1 BUILDING SECTION
- A4.2 BUILDING SECTIONS
- A4.3 BUILDING SECTIONS
- A5.1 BUILDING DETAILS
- S1. STRUCTURAL NOTES
- S2. STRUCTURAL DETAILS

ARCHITECTURAL DRAWINGS TO BE USED IN CONJUNCTION WITH WRITTEN SPECIFICATIONS, SURVEY, EXISTING GRADING, UTILITY AND PLAT DRAWINGS, GEOTECHNICAL REPORT, AND STRUCTURAL DRAWINGS/NOTES

DEVELOPER:



SCOTT COUNTY CDA
 COMMUNITY LAND TRUST

CONSULTANTS:

MARNIE PEICHEL ARCHITECTURE AND DESIGN, LLC

DEREK PHILLIPS - SAFE HAVEN STRUCTURAL ENGINEERS

REGISTRATION:

I HEREBY CERTIFY THAT THIS PLAN, SPECIFICATION, OR REPORT WAS PREPARED BY ME OR UNDER MY DIRECT SUPERVISION AND THAT I AM A DULY LICENSED ARCHITECT UNDER THE LAWS OF THE STATE OF MN.

PRINT NAME: MARNIE PEICHEL

SIGNATURE: *Marnie Peichel*

DATE: JUNE 25, 2026

MN LICENSE # 26662

REVISIONS

#	REVISION TYPE	DATE

MORAIN ADDITION - PHASE 2
 AFFORDABLE SINGLE-FAMILY HOME

8730 MORAIN DRIVE
 SHAKOPEE, MN

DRAWING TITLE
 PHASE 2 SITE PLAN

PHASE DRAWING NO.

DATE:
 06-25-26

A1.1

LANDSCAPING SPECIFICATIONS

SOIL PREPARATION AND MATERIALS – GENERAL CONTRACTOR TO INSPECT AND APPROVE GRADING BEFORE ANY LANDSCAPE MATERIAL IS PLACED. PROVIDE A SLOPE OF 6" IN 10'-0" AWAY FROM HOUSE FOR PROPER DRAINAGE.

PROVIDE 6" BLACK DIRT AND GROUND HARDWOOD BARK MULCH FREE OF DYES, MINIMUM 3" DEEP OVER BLACK FABRIC WEED BARRIER AT PLANTING AREAS SHOWN ON DRAWING. INCLUDED TO A 30" DIAMETER AROUND TREES. INCLUDE BLACK PLASTIC EDGING AT ALL LANDSCAPED AREAS.

SEE SITE PLAN FOR PLANT MATERIAL LOCATIONS.

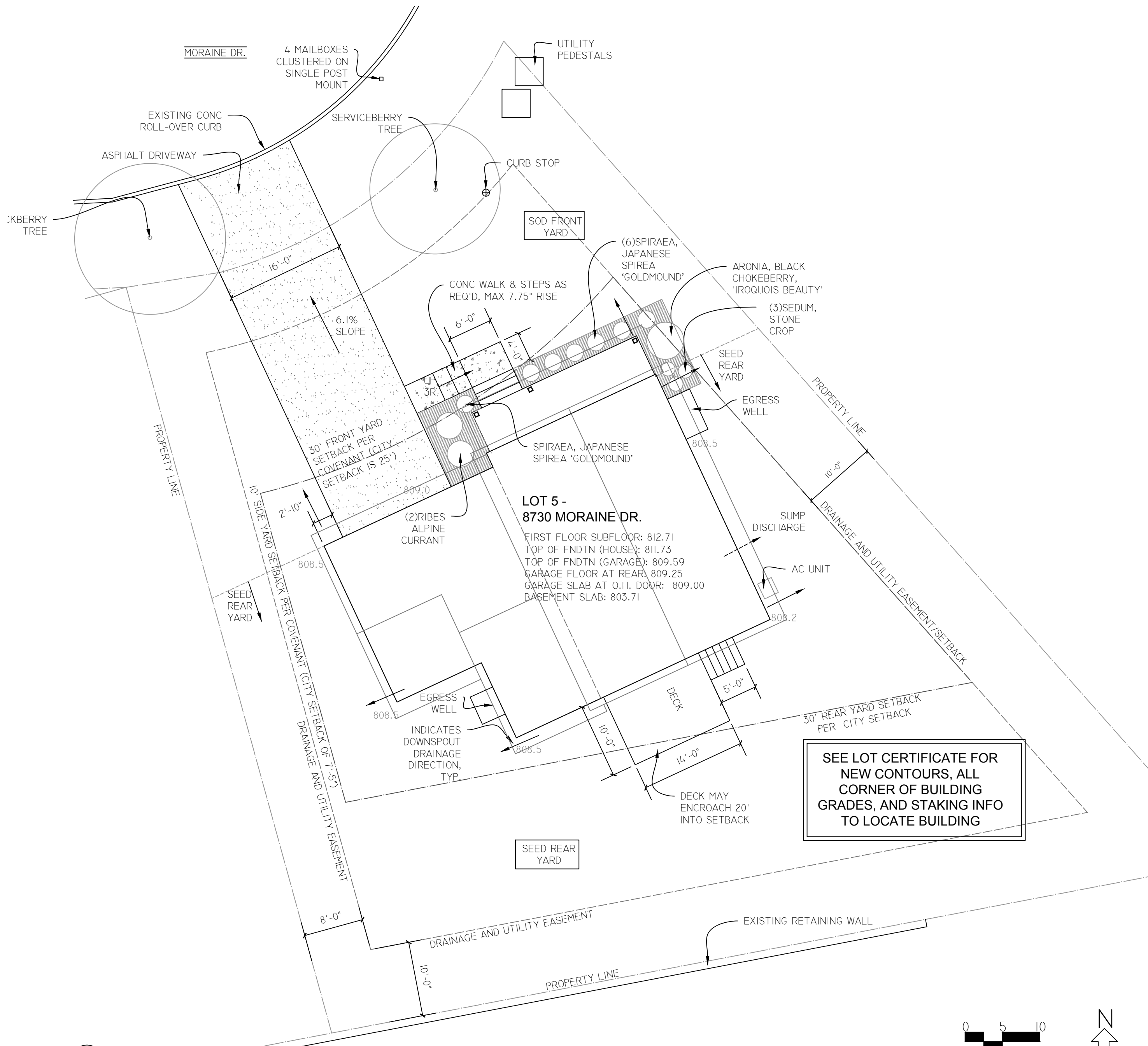
WARRANTY – A ONE-YEAR WARRANTY TO BE INCLUDED ON ALL PLANT MATERIALS.

PLANTING - PROVIDE ALL PLANTS, MATERIALS, AND LABOR REQUIRED TO INSTALL THE LANDSCAPING AS SHOWN ON THE SITE PLAN. ALL PLANTS SHALL BE KEPT IN HEALTHY, GROWING CONDITION UNTIL CERTIFICATE OF OCCUPANCY IS RECEIVED. SUFFICIENT WATERING IS THE RESPONSIBILITY OF THE GENERAL CONTRACTOR. REPLACE DEAD OR DYING PLANTS WHERE

NECESSARY. SEE SELECTION AND QUANTITIES ON SITE PLAN.

SOD: LAY SOD AT ENTIRE FRONT YARD PER PLAN. MINIMUM 60% KENTUCKY BLUE GRASS, STRONGLY ROOTED AND FREE OF WEEDS. UNIFORM THICKNESS WITH 1/2" TO 3/4" SOIL. LOOSEN THE SURFACE PRIOR TO PLACING SOD. EACH PIECE OF SOD LAID SHALL BE FITTED AND TAMPED INTO PLACE. CONTRACTOR IS RESPONSIBLE FOR SUFFICIENT WATERING UNTIL CERTIFICATE OF OCCUPANCY HAS BEEN ISSUED.

SEED: AFTER VEGETATION REMOVAL AND ANY NECESSARY REGRADING, AERATE AND TOPDRESS WITH TOPSOIL (USE WHAT IS AVAILABLE ON DEVELOPMENT SITE FIRST), RAKE AND SEED SIDE AND REAR YARDS, MINIMUM 60% KENTUCKY BLUE GRASS. INCLUDE EROSION CONTROL BIODEGRADABLE MAT OF ON SIGNIFICANT SLOPE. CONTRACTOR RESPONSIBLE FOR SUFFICIENT WATERING UNTIL CERTIFICATE OF OCCUPANCY HAS BEEN ISSUED.



1 SITE PLAN
A1.2 SCALE 1"= 10'-0"



TREE AND PLANT SELECTIONS

SEE SELECTION AND QUANTITIES ON SITE PLAN.

TREES (SEE SITE PLAN FOR LOCATIONS): BACKFILL WITH 'PLANTING SOIL' - SEE APPENDIX IN SPECIFICATIONS FOR TREE PLANTING DETAILS.

- HACKBERRY (CELTIS OCCIDENTALIS), MIN. 2" CALIPER
- SERVICEBERRY 'AUTUMN BRILLIANCE' (AMELANDCHIER GRANDIFLORA), MIN. 2" CALIPER

SHRUBS (SEE SITE PLAN FOR LOCATIONS AND QUANTITY): ALL TO BE IN MIN. 2-GALLON POTS, BACKFILL WITH 'PLANTING SOIL'

- RIBES, ALPINE CURRANT 'GREEN MOUND'
- ARONIA, BLACK CHOKEBERRY, IROQUOIS BEAUTY
- SPIRAEA, JAPANESE SPIREA 'GOLDMOUND'

PLANTS (SEE SITE PLAN FOR LOCATIONS AND QUANTITY): ALL TO BE MIN. 1-GALLON POTS, BACKFILL WITH 'PLANTING SOIL'

- SEDUM, STONECROP 'AUTUMN CHARM'

PROPERTY INFORMATION

R-1B, URBAN RESIDENTIAL ZONE

LOT AREA 10,367 SF
GROSS BUILDING AREA:
DWELLING AREA 1,993 SF
GARAGE 555 SF

COVENANT SETBACKS MORE RESTRICTIVE THAN CITY ZONING, FOLLOW PER DRAWING

MAX HEIGHT 35'

MAXIMUM IMPERVIOUS SURFACE AREA OF 50% OF THE LOT AREA;
ACTUAL IS 22.2%
BUILDING FOOTPRINT - 1,627 SF
PAVING - 675 SF

WINDOWS AREA REQUIREMENTS:

- FACADES, WHETHER THE FRONT OR REAR OF THE BUILDING THAT FACE A STREET OR PRIVATE DRIVE: AT LEAST 10% OF THE BUILDING FACADE
- ALL OTHER SIDES OF THE BUILDING: AT LEAST 5% OF THE FACADE AS WINDOWS
- OVERHEAD GARAGE DOORS AND OTHER EXTERIOR DOORS ARE INCLUDED IN THE CALCULATIONS FOR BUILDINGS UP TO SIX UNITS.

DECKS LOCATED IN THE URBAN RESIDENTIAL (R-1B), WHICH DO NOT EXCEED 5 FEET IN HEIGHT ABOVE GRADE, SHALL BE ALLOWED TO BE LOCATED WITHIN 10 FEET OF THE REAR PROPERTY LINE AND WITHIN 5 FEET OF THE SIDE PROPERTY LINE.

UTILITY WORK

- EXACT LOCATION AND DEPTH OF EXISTING UTILITIES MUST BE VERIFIED BY THE CONTRACTOR IN THE FIELD AND IT IS THE RESPONSIBILITY OF THE CONTRACTOR TO PROTECT AND MAINTAIN THE SERVICES OF ANY UTILITY LINES ENCOUNTERED IN THE PROGRESS OF THE WORK. SEE SITE DEVELOPMENT UTILITY PLAN.
- INSTALL SEPARATE 1" WATER SUPPLY LINE TO EACH UNIT WITH METER IN EACH UNIT PER PLAN.
- CONNECT EACH UNIT TO SANITARY SEWER WITH SEPARATE LINES.
- INSTALL GAS LINE TO EACH UNIT WITH EXTERIOR METER AT EACH UNIT.
- CONNECT UNDERGROUND ELECTRICAL SERVICE TO EACH UNIT.
- PROVIDE UNDERGROUND CONDUIT FROM EDGE OF PROPERTY (STREET ACCESS) TO LOCATION WITHIN MECHANICAL ROOM FOR ROUTER LOCATION. COMCAST BROADBAND SERVICE HAS BEEN BROUGHT TO THE SITE IN A JOINT TRENCH WITH CENTERPOINT GAS AND SPUC POWER.
- ANY EXISTING CONCRETE INFRASTRUCTURE IN THE PUBLIC RIGHT OF WAY, INCLUDING BUT NOT LIMITED TO PUBLIC SIDEWALKS, CURB AND GUTTER THAT IS DAMAGED DURING THE TIME OF CONSTRUCTION, MUST BE REMOVED AND REPLACED PER THE CITY OF SHAKOPEE STANDARD PLATES.

DEVELOPER:

CDA
SCOTT COUNTY

SCOTT COUNTY CDA
COMMUNITY LAND TRUST

CONSULTANTS:

MARNIE PEICHEL ARCHITECTURE AND DESIGN, LLC
DEREK PHILLIPS - SAFE HAVEN STRUCTURAL ENGINEERS

REGISTRATION:

I HEREBY CERTIFY THAT THIS PLAN, SPECIFICATION, OR REPORT WAS PREPARED BY ME OR UNDER MY DIRECT SUPERVISION AND THAT I AM A DULY LICENSED ARCHITECT UNDER THE LAWS OF THE STATE OF MN.

PRINT NAME: MARNIE PEICHEL
SIGNATURE: *Marnie Peichel*
DATE: JUNE 25, 2026
MN LICENSE # 26662

REVISIONS

#	REVISION TYPE	DATE

MORaine ADDITION - PHASE 2
AFFORDABLE SINGLE-FAMILY HOME

8730 MORaine DRIVE
SHAKOPEE, MN

DRAWING TITLE
SITE PLAN

PHASE
DATE: 06-25-26

DRAWING NO.
A1.2

STRUCTURAL DESIGN KEY

**NOTE: SEE ALSO STRUCTURAL NOTES AND DETAILS (S1 & S2)

W5 8" POURED CONC. FOUNDATION WALL W/ #4'S VERTICAL @ 3'-0" AND #4'S HORIZONTAL @ 2'-0" O.C., MIN.

W6 8" POURED CONC. FOUNDATION WALL W/ #4'S VERTICAL @ 18" O.C. AND #4'S HORIZONTAL @ 2'-0" O.C., MIN. (OFFSET TO INSIDE FACE, TYP.)

S 4" REINFORCED CONC. SLAB W/ #4S @ 24" O.C. EA. WAY W/ #4 x 2'-0" x 2'-0" WALL DOWELS TO MATCH, TYP.

F1 20" x 8" CONC. STRIP FOOTING W/ (2) #4'S CONT. , MIN.

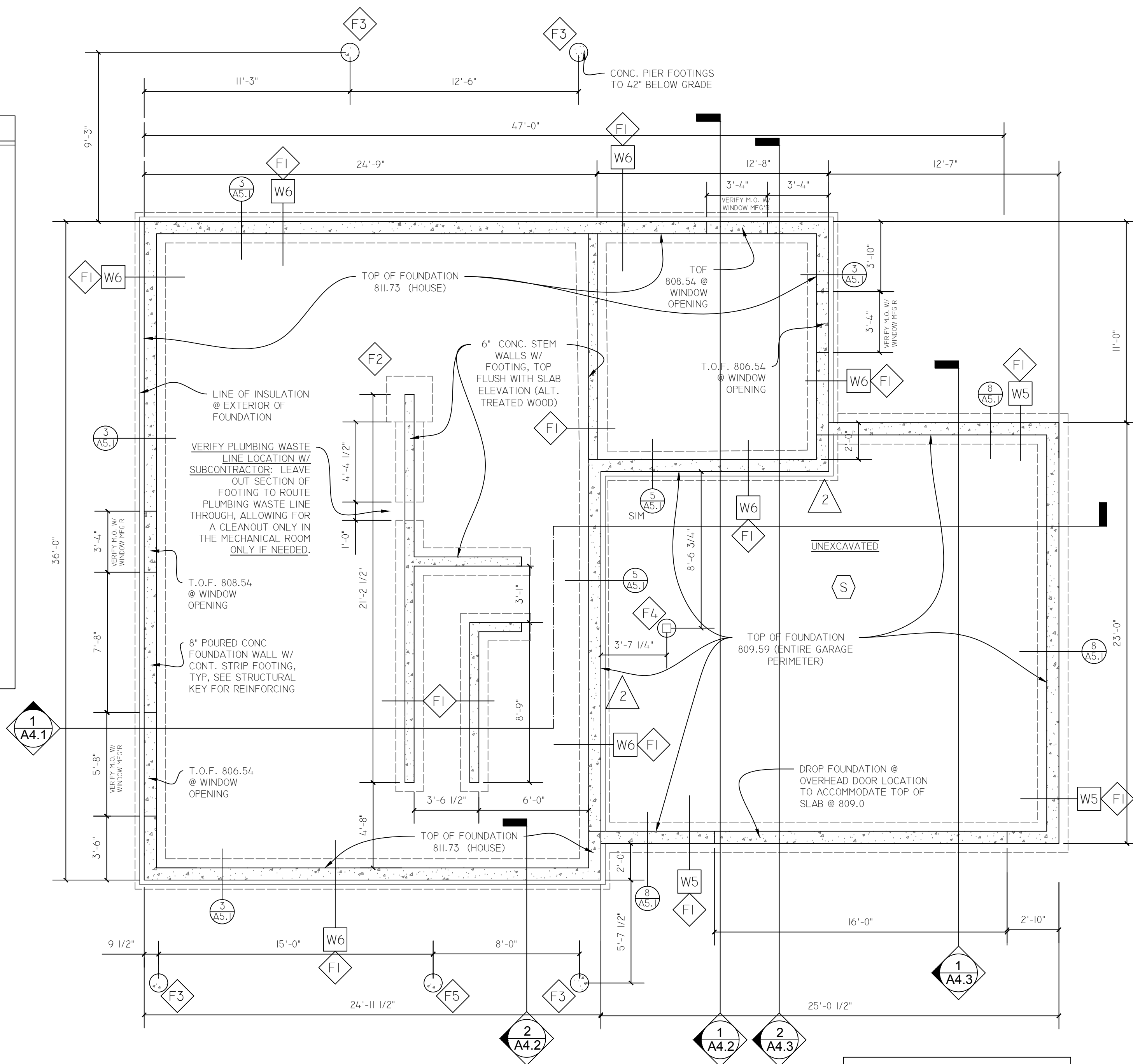
F2 2'-6" x 2'-6" x 1'-0" CONC. PAD FTG. W/ (3) #4S EA. WAY, MIN.

F3 12" DIAM. CONC. PIER W/ (1) #4 VERT. BELLED OUT TO 16"Ø @ BASE, MIN. (ALT. DIAMOND PIER FOUNDATION SYSTEM DP-509/42 OR LARGER AT REAR DECK ONLY - NOT ACCEPTABLE AT FRONT ENTRY.)

F4 12" DIAM. CONC. PIER W/ (1) #4 VERT, MIN.

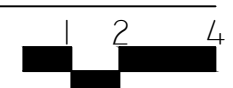
F5 12" DIAM. CONC. PIER W/ (1) #4 VERT. BELLED OUT TO 24"Ø @ BASE, MIN.

2 PIN TOP OF FNDN. WALL TO SLAB W/ #4 x 2'-0" x 2'-0" SLAB DOWELS @ 2'-0" O.C., MIN.



1
A2.1 FOUNDATION PLAN
SCALE 1/4" = 1'-0"

DIMENSIONS TAKEN TO FACE OF CONCRETE FOUNDATION UNLESS INDICATED OTHERWISE.



DEVELOPER:
CDA
SCOTT COUNTY

SCOTT COUNTY CDA
COMMUNITY LAND TRUST
CONSULTANTS:
MARNIE PEICHEL ARCHITECTURE AND DESIGN, LLC
DEREK PHILLIPS - SAFE HAVEN STRUCTURAL ENGINEERS

REGISTRATION:
I HEREBY CERTIFY THAT THIS PLAN, SPECIFICATION, OR REPORT WAS PREPARED BY ME OR UNDER MY DIRECT SUPERVISION AND THAT I AM A DULY LICENSED ARCHITECT UNDER THE LAWS OF THE STATE OF MN.

PRINT NAME: MARNIE PEICHEL
SIGNATURE: *Marnie Peichel*
DATE: JUNE 25, 2026
MN LICENSE # 26662

I HEREBY CERTIFY that this plan, specification or report was prepared by me or under my direct supervision and that I am a duly Licensed Professional Engineer under the laws of the State of Minnesota.
SIGNATURE: *Derek O Phillips*
PRINTED NAME: Derek O Phillips
DATE: 6/10/26 REG. NO.: 47507
SAFE HAVEN SE PROJ. #: 26406

REVISIONS

#	REVISION TYPE	DATE

MORaine ADDITION - PHASE 2
AFFORDABLE SINGLE-FAMILY HOME
8730 MORaine DRIVE
SHAKOPEE, MN

DRAWING TITLE
FOUNDATION PLAN

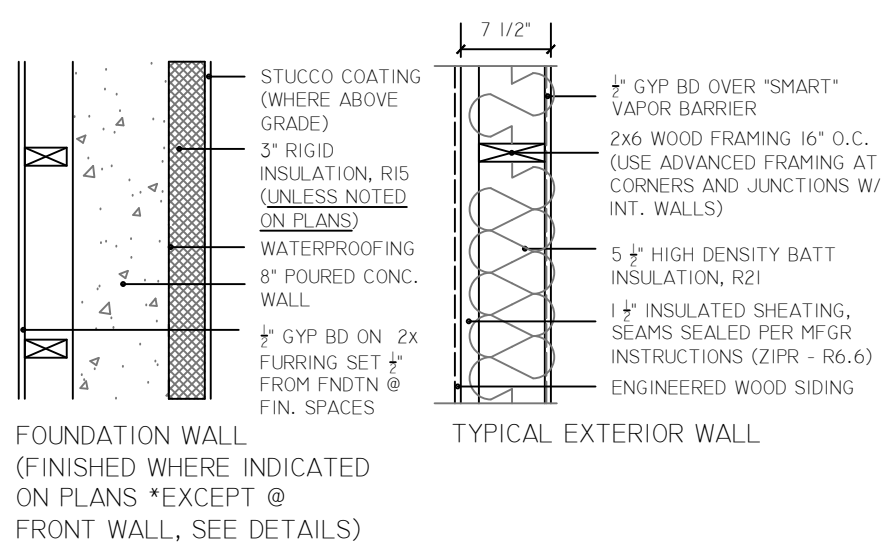
PHASE
DRAWING NO.
DATE: 06-25-26
A2.1

STRUCTURAL DESIGN KEY

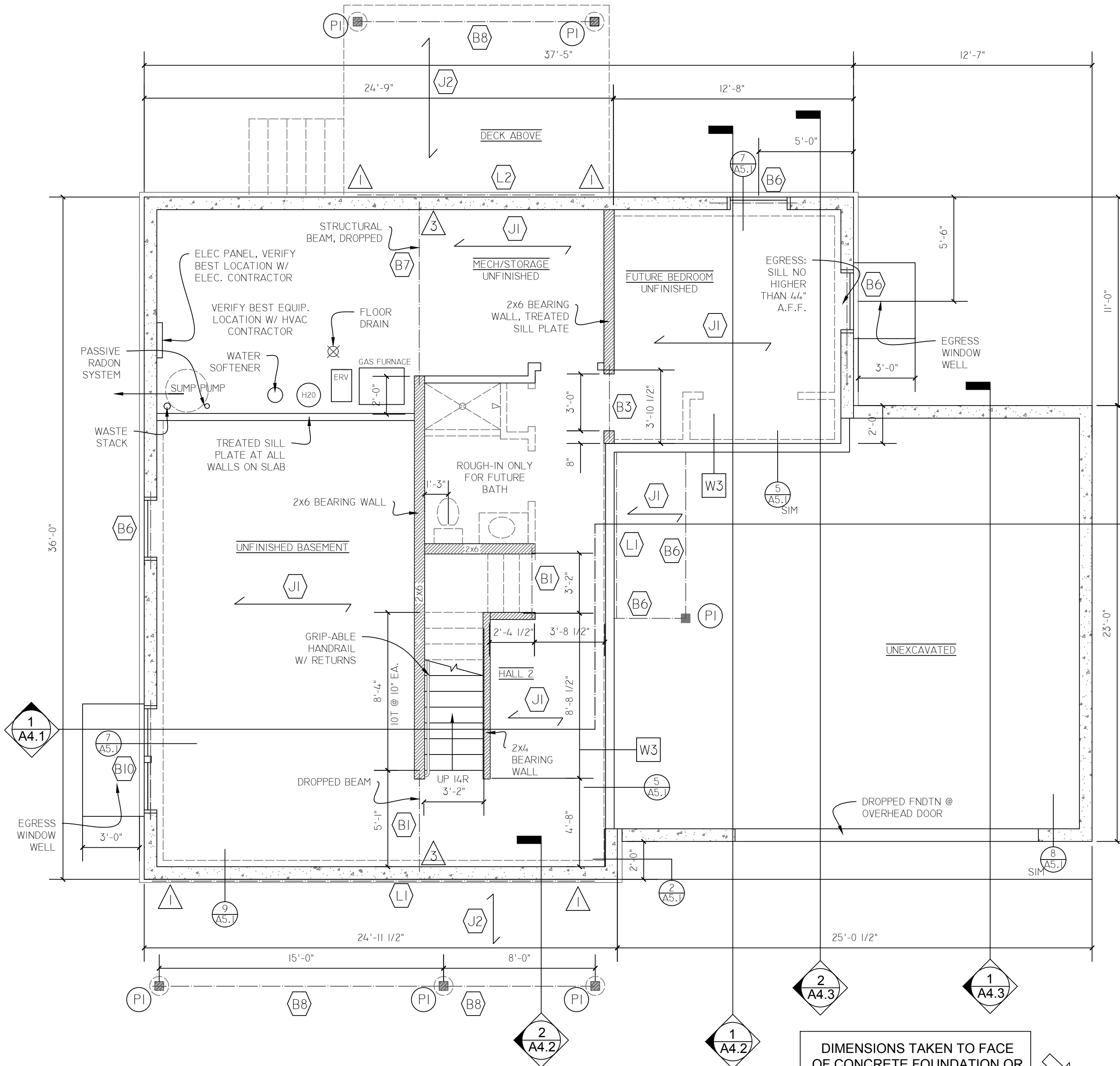
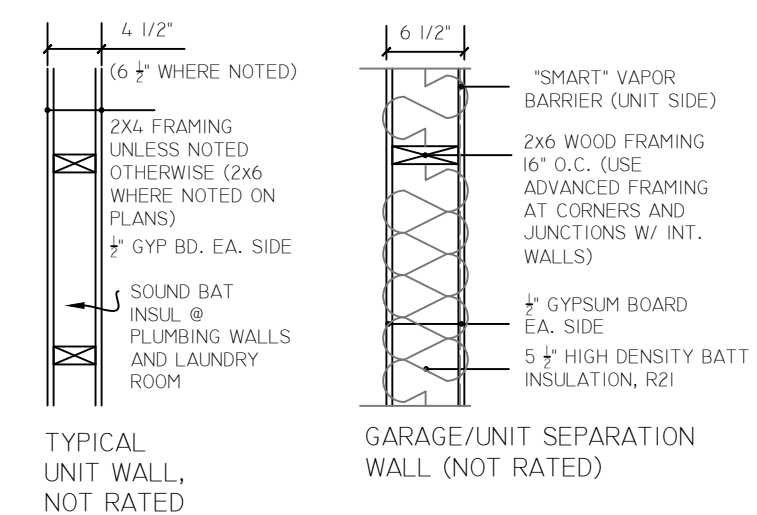
**NOTE: SEE ALSO STRUCTURAL NOTES AND DETAILS (SI & S2)

- W3** 2x6 BEARING STUB WALL @ 16" O.C., MIN ON TOP OF FOUNDATION WALL
- J1** 2x10s @ 16" O.C., MIN.; SIMPSON LUS210 F.M. HANGERS (OR EQUAL)
- J2** TREATED 2x8s @ 16" O.C., MIN., SIMPSON LUS28 F.M. HANGERS (OR EQ.)
- L1** TREATED 2x8 LEDGER FASTENED TO RIM W/ 2 ROWS LEDGERLOKS AT 16" O.C., MIN. (OR EQUAL)
- L2** TREATED 2x8 LEDGER FASTENED TO RIM W/ 3 ROWS LEDGERLOKS AT 16" O.C., MIN. (OR EQUAL)
- B1** (2)-2x10 [1J/1K]
- B3** (2)-2x10 (DROPPED) [2J/K]
- B6** (2)-2x10 FLUSH [2J]
- B7** (3) 1 1/2" x 9 1/4" 1.8E LVLs (DROPPED) [3J/K]
- B8** P.T. (2) 1 1/2" x 9 1/4" 2.0E LVLs
- B9** NOT USED.
- B10** (2)-1 3/4" x 9 1/4" 1.8 LVLs (FLUSH)
- 1** SIMPSON DTT2Z DECK TIE (OR EQUAL)
- 3** POCKET BEAM INTO FOUNDATION WALL, 4" MIN. BEARING
- PI** TREATED 6x6 WOOD POST W/ SIMPSON LPC6Z OR LCE4Z POST CAP AND ABA66Z POST BASE (OR EQUAL)

EXTERIOR WALL TYPE KEY



INTERIOR WALL TYPE KEY



1 BASEMENT FLOOR PLAN
A2.2 SCALE 1/4" = 1'-0"

DIMENSIONS TAKEN TO FACE OF CONCRETE FOUNDATION OR FACE OF STUD UNLESS INDICATED OTHERWISE.

DEVELOPER:



SCOTT COUNTY CDA
COMMUNITY LAND TRUST

CONSULTANTS:

MARNIE PEICHEL ARCHITECTURE AND DESIGN, LLC
DEREK PHILLIPS - SAFE HAVEN STRUCTURAL ENGINEERS

REGISTRATION:

I HEREBY CERTIFY THAT THIS PLAN, SPECIFICATION, OR REPORT WAS PREPARED BY ME OR UNDER MY DIRECT SUPERVISION AND THAT I AM A DULY LICENSED ARCHITECT UNDER THE LAWS OF THE STATE OF MN.

PRINT NAME: MARNIE PEICHEL

SIGNATURE: *Marnie Peichel*
DATE: JUNE 25, 2026
MN LICENSE # 26662

I HEREBY CERTIFY that this plan, specification or report was prepared by me or under my direct supervision and that I am a duly Licensed Professional Engineer under the laws of the State of Minnesota.

SIGNATURE: *Derek Phillips*
PRINTED NAME: Derek O Phillips
DATE: 6/10/26 REG. NO.: 47507
SAFE HAVEN SE PROJ. #: 26406

REVISIONS

#	REVISION TYPE	DATE

MORaine ADDITION - PHASE 2
AFFORDABLE SINGLE-FAMILY HOME
8730 MORaine DRIVE
SHAKOPEE, MN

DRAWING TITLE

UNFINISHED BASEMENT
FLOOR PLAN, WALL TYPES

PHASE DRAWING NO.

DATE:
06-25-26

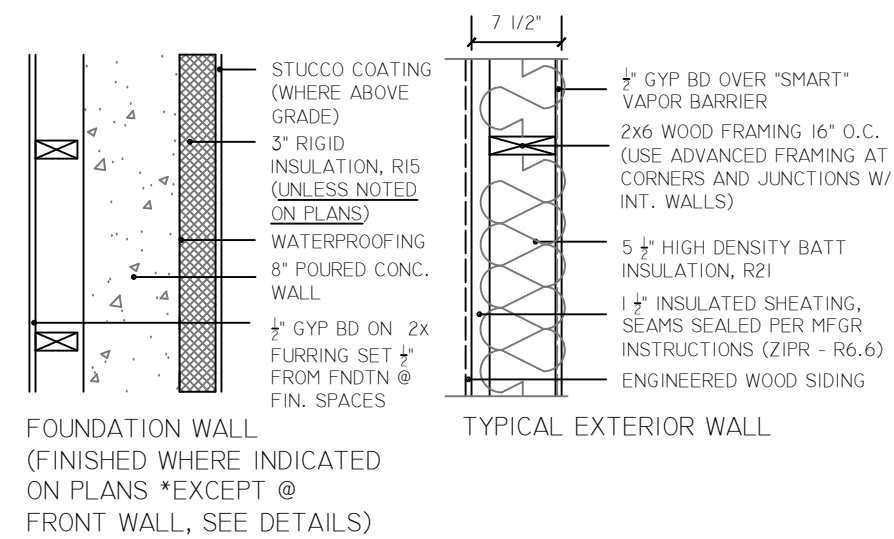
A2.2

STRUCTURAL DESIGN KEY

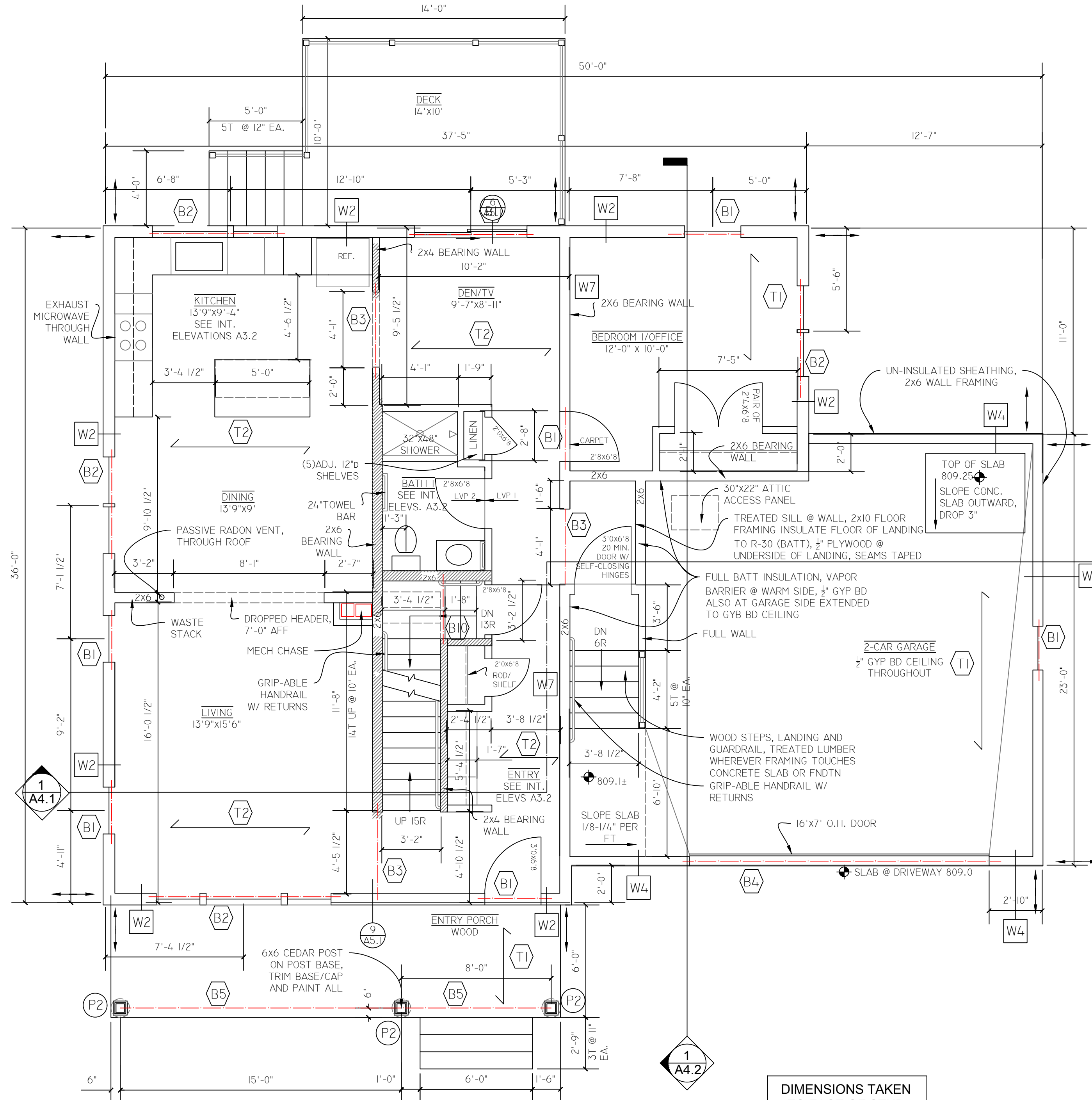
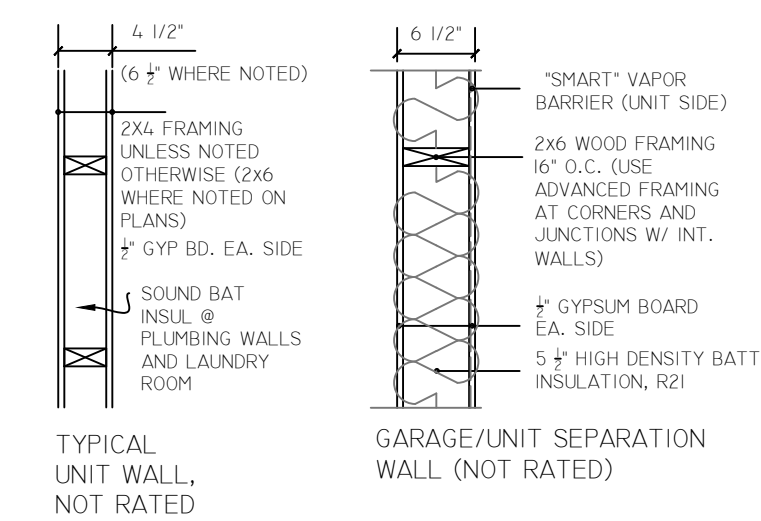
**NOTE: SEE ALSO STRUCTURAL NOTES AND DETAILS (S1 & S2)

- W2** 2x6'S @ 16" O.C. W/ 1.5" ZIP-R SHEATHING FASTENED W/ .131" RING SHANK NAILS @ 3" O.C. ALONG EDGES AND 12" O.C. @ INTERIM SUPPORTS, MIN. (TYP. @ 1ST FL. EXT. WALL)
 - W4** 2x6S @ 16" O.C. W/ 1/2 ZIP SHEATHING FASTENED W/ 8D NAILS @ 6" O.C. ALONG EDGES AND 12" O.C. @ INTERIM SUPPORTS, MIN.
 - W7** INT. SHEAR WALLS 2x6S @ 16" O.C. W/ 1/2" GYP SHEATHING ON EACH SIDE FASTENED W/ NO. 6 SCREWS @ 6" O.C. ALONG EDGES AND 12" O.C. @ INTERIM SUPPORTS, MIN.
 - B1** (2)-2x10 [1J/1K]
 - B2** (2)-2x10 x CONT. [1J/2K W 2J @ INT]
 - B3** (2)-2x10 (DROPPED) [2J/K]
 - B4** (2) 1 3/4" x 16" 1.8E LVLs [3J/3K]
 - B5** (2) 1 3/4" x 9 1/2" 2.0E LVLs (DROPPED)
 - B10** (2)-1 3/4" x 9 1/2" 1.8 LVLs (FLUSH)
 - T1** ROOF TRUSSES 24" O.C.
 - T2** 18" FLOOR TRUSSES PER MFG. DESIGN
 - P2** TREATED 6x6 WOOD POST W/ SIMPSON LPC6Z POST CAP AND BC60Z HALF BASE (OR EQUAL)
- INDICATES SHEAR WALL LOCATION

EXTERIOR WALL TYPE KEY

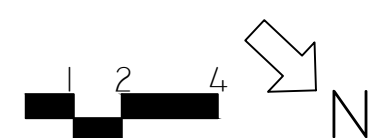


INTERIOR WALL TYPE KEY



A2.3 FIRST FLOOR PLAN
SCALE 1/4" = 1'-0"

DIMENSIONS TAKEN TO FACE OF STUD UNLESS INDICATED OTHERWISE.



DEVELOPER:



SCOTT COUNTY CDA COMMUNITY LAND TRUST

CONSULTANTS:

MARNIE PEICHEL ARCHITECTURE AND DESIGN, LLC
DEREK PHILLIPS - SAFE HAVEN STRUCTURAL ENGINEERS

REGISTRATION:

I HEREBY CERTIFY THAT THIS PLAN, SPECIFICATION, OR REPORT WAS PREPARED BY ME OR UNDER MY DIRECT SUPERVISION AND THAT I AM A DULY LICENSED ARCHITECT UNDER THE LAWS OF THE STATE OF MN.

PRINT NAME: MARNIE PEICHEL
SIGNATURE: *Marnie Peichel*
DATE: JUNE 25, 2026
MN LICENSE # 26662

I HEREBY CERTIFY that this plan, specification or report was prepared by me or under my direct supervision and that I am a duly Licensed Professional Engineer under the laws of the State of Minnesota.
SIGNATURE: *Derek O Phillips*
PRINTED NAME: Derek O Phillips
DATE: 6/10/26 REG. NO.: 47507
SAFE HAVEN SE PROJ. #: 26406

REVISIONS

#	REVISION TYPE	DATE

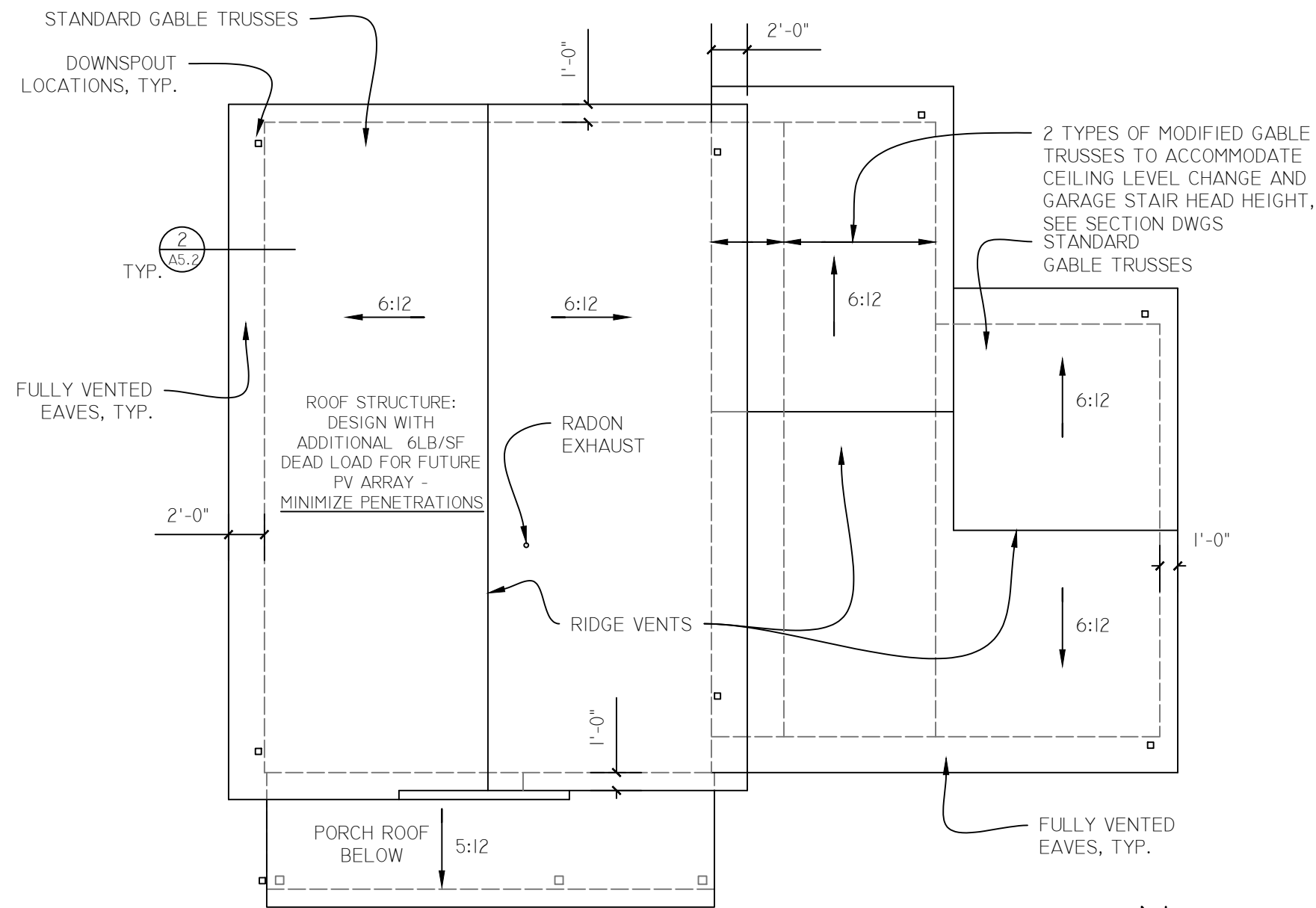
MORaine ADDITION - PHASE 2 AFFORDABLE SINGLE-FAMILY HOME

8730 MORaine DRIVE SHAKOPEE, MN

DRAWING TITLE
FIRST FLOOR PLAN

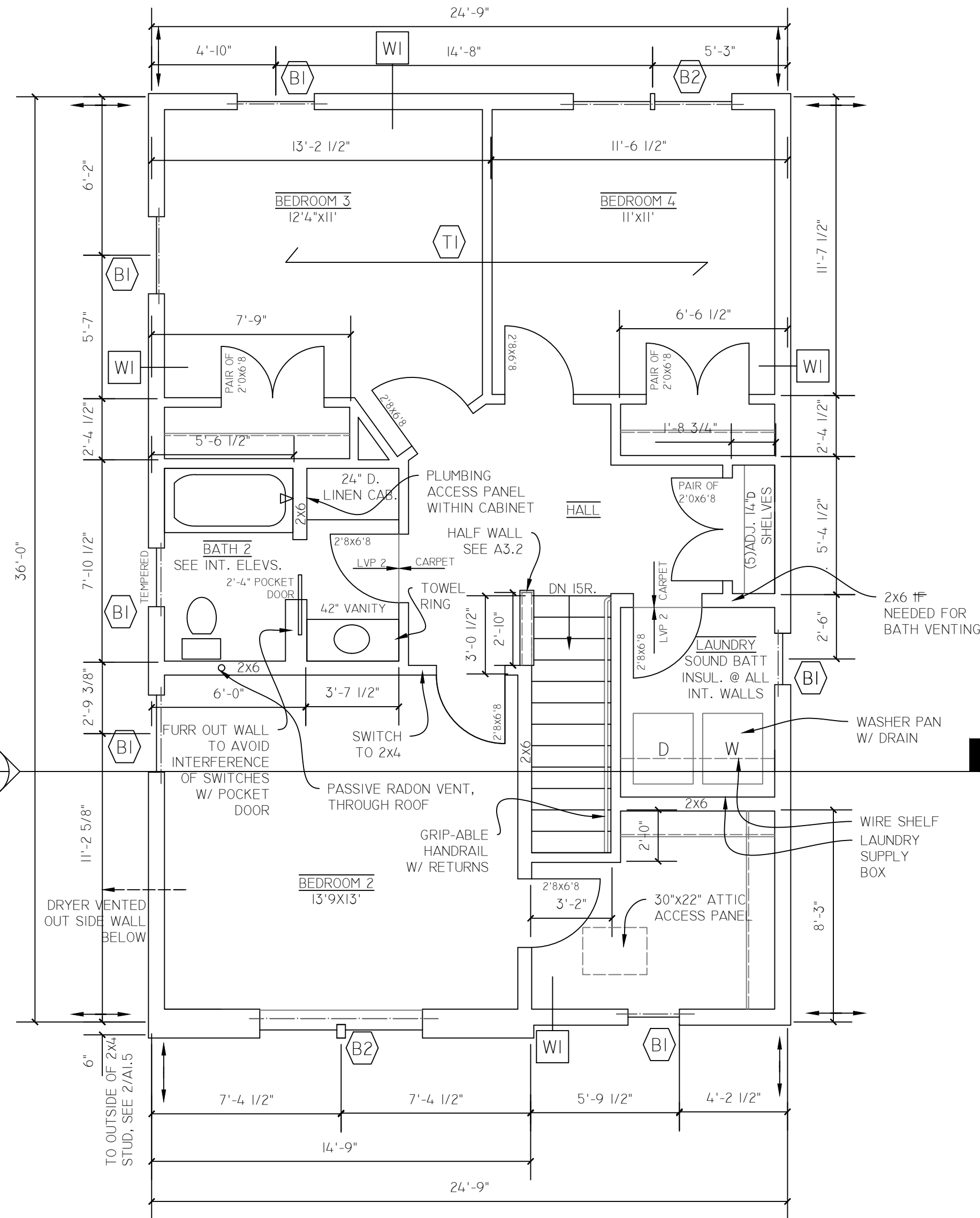
PHASE DRAWING NO.

DATE: 06-25-26 **A2.3**



2 ROOF PLAN
A2.4 SCALE 1/8" = 1'-0"

STRUCTURAL DESIGN KEY	
**NOTE: SEE ALSO STRUCTURAL NOTES AND DETAILS (S1 & S2)	
WI	2x6'S @ 16" O.C. W/ 1.5" ZIP-R SHEATHING FASTENED W/ .131" RING SHANK NAILS @ 4" O.C. ALONG EDGES AND 12" O.C. @ INTERIM SUPPORTS, MIN. (TYP. @ 2ND FL. EXT. WALL)
B1	(2)-2x10 [I/J/IK]
B2	(2)-2x10 x CONT. [I/J/2K W 2J @ INT]
T1	ROOF TRUSSES 24" O.C.
← INDICATES SHEAR WALL LOCATION	



1 SECOND FLOOR PLAN
A2.4 SCALE 1/4" = 1'-0"

DIMENSIONS TAKEN TO FACE OF STUD UNLESS INDICATED OTHERWISE.

DEVELOPER:



SCOTT COUNTY CDA COMMUNITY LAND TRUST

CONSULTANTS:

MARNIE PEICHEL ARCHITECTURE AND DESIGN, LLC
 DEREK PHILLIPS - SAFE HAVEN STRUCTURAL ENGINEERS

REGISTRATION:

I HEREBY CERTIFY THAT THIS PLAN, SPECIFICATION, OR REPORT WAS PREPARED BY ME OR UNDER MY DIRECT SUPERVISION AND THAT I AM A DULY LICENSED ARCHITECT UNDER THE LAWS OF THE STATE OF MN.

PRINT NAME: MARNIE PEICHEL
 SIGNATURE: *Marnie Peichel*
 DATE: JUNE 25, 2026
 MN LICENSE # 26662

I HEREBY CERTIFY that this plan, specification or report was prepared by me or under my direct supervision and that I am a duly Licensed Professional Engineer under the laws of the State of Minnesota.
 SIGNATURE: *Derek O Phillips*
 PRINTED NAME: Derek O Phillips
 DATE: 6/10/26 REG. NO.: 47507
 SAFE HAVEN SE PROJ. #: 26406

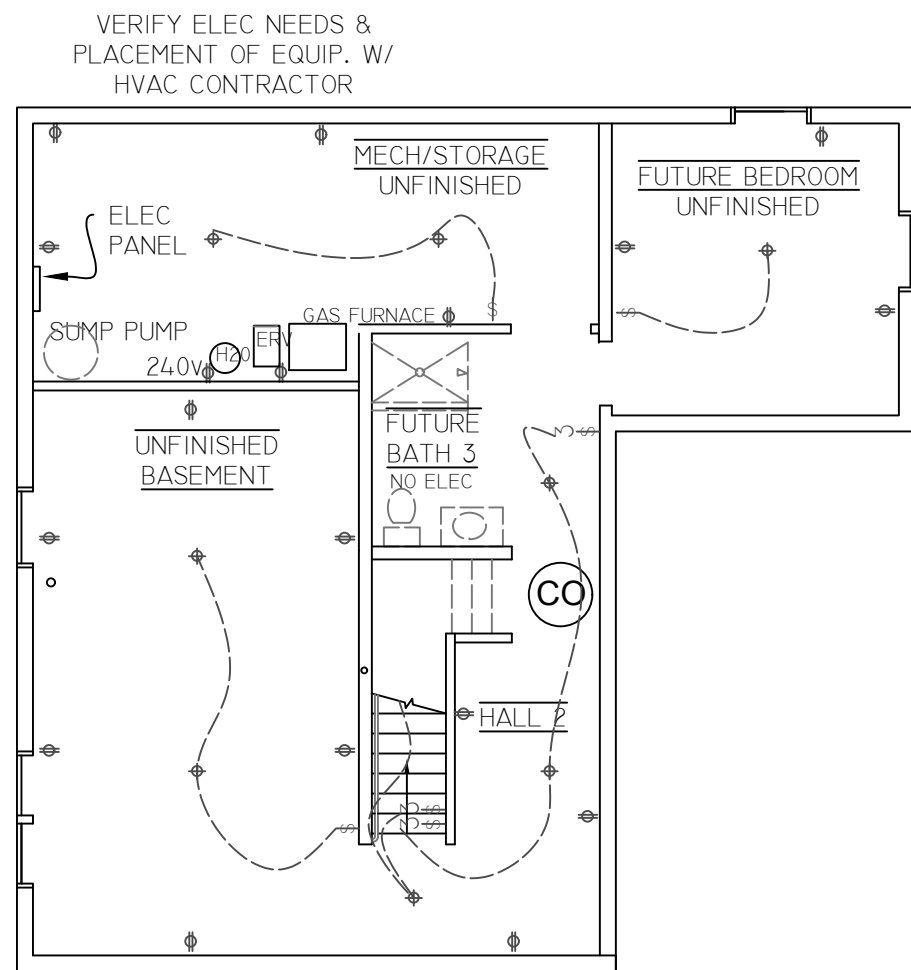
REVISIONS

#	REVISION TYPE	DATE

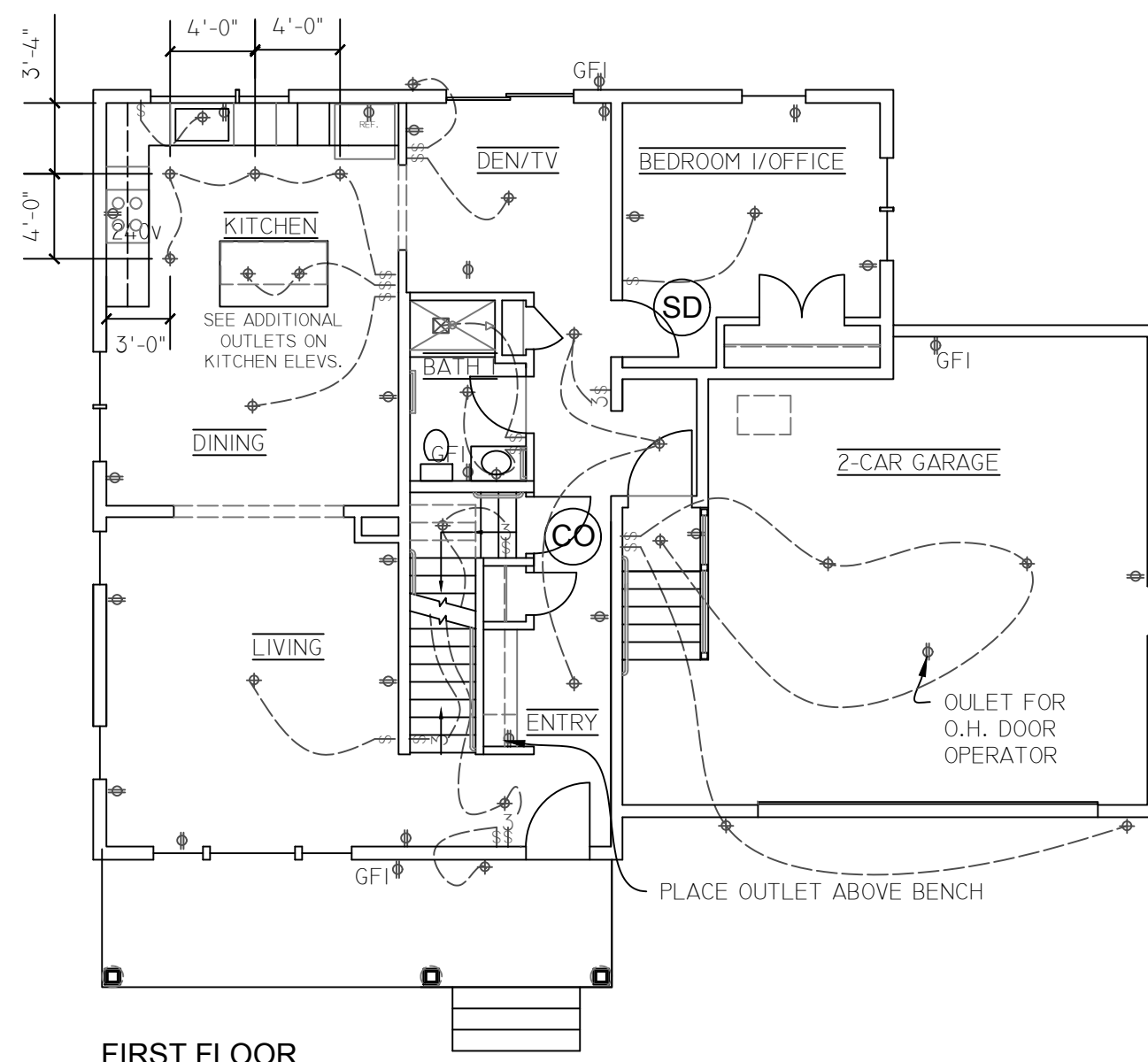
MORaine ADDITION - PHASE 2 AFFORDABLE SINGLE-FAMILY HOME
 8730 MORaine DRIVE SHAKOPEE, MN

DRAWING TITLE
 SECOND FLOOR PLAN AND ROOF PLAN

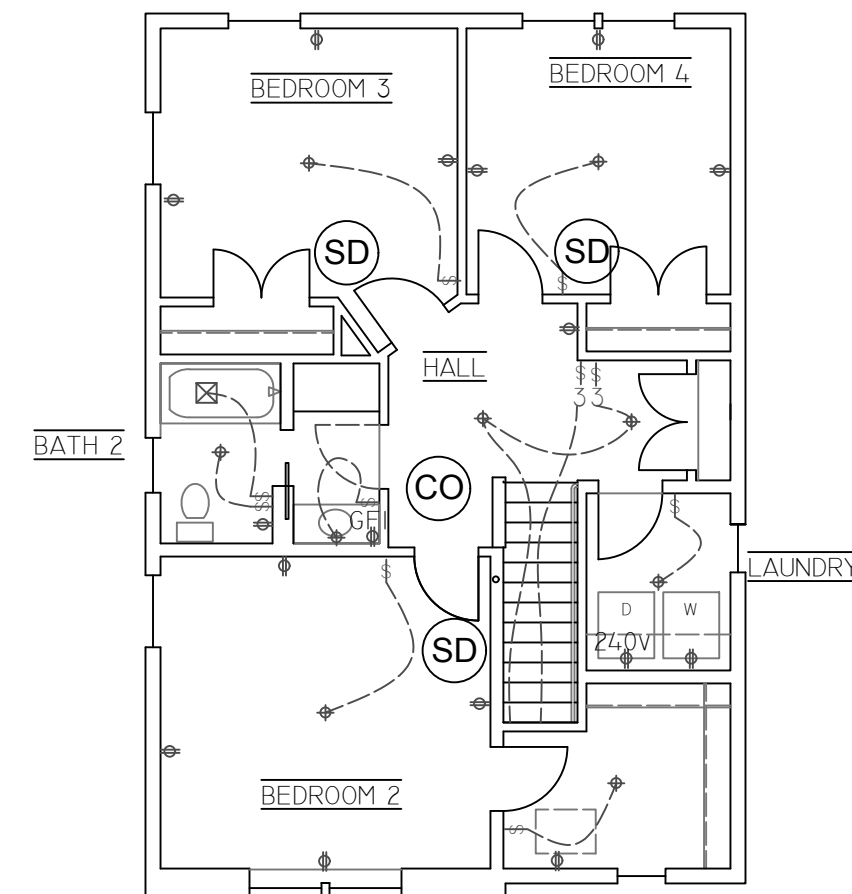
PHASE: DRAWING NO. A2.4
 DATE: 06-25-26



BASEMENT



FIRST FLOOR



SECOND FLOOR

1 ELECTRICAL LAYOUT *ELECTRICIAN TO VERIFY LAYOUT MEETS CODE.
 A2.5 SCALE 1/8" = 1'-0"

ELECTRICAL NOTES

1. ELECTRICIAN TO VERIFY THAT FINAL LAYOUT MEETS CODE REQUIREMENTS.
2. (SD) INDICATES SMOKE DETECTOR, (CO) INDICATES COMBINATION CARBON MONOXIDE/SMOKE DETECTOR. DETECTORS TO BE HARDWIRED AND INTERCONNECTED.
3. SEE INTERIOR ELEVATIONS FOR CLARIFICATION REGARDING OUTLET PLACEMENT.
4. SEE WRITTEN SPECIFICATIONS FOR LIGHT FIXTURE SCHEDULE.
5. COORDINATE ELECTRICAL NEEDS FOR MECHANICAL EQUIPMENT WITH MECHANICAL SUB-CONTRACTOR.
6. INCLUDE OUTLET IN THE ATTIC TO ACTIVATE FAN FOR RADON SYSTEM IF NEEDED.

DEVELOPER:



SCOTT COUNTY CDA
COMMUNITY LAND TRUST

CONSULTANTS:

MARNIE PEICHEL ARCHITECTURE AND DESIGN, LLC

DEREK PHILLIPS - SAFE HAVEN STRUCTURAL ENGINEERS

REGISTRATION:

I HEREBY CERTIFY THAT THIS PLAN, SPECIFICATION, OR REPORT WAS PREPARED BY ME OR UNDER MY DIRECT SUPERVISION AND THAT I AM A DULY LICENSED ARCHITECT UNDER THE LAWS OF THE STATE OF MN.

PRINT NAME: MARNIE PEICHEL

SIGNATURE: *Marnie Peichel*

DATE: JUNE 25, 2026

MN LICENSE # 26662

REVISIONS

#	REVISION TYPE	DATE

MORaine ADDITION - PHASE 2
AFFORDABLE SINGLE-FAMILY HOME

8730 MORaine DRIVE
SHAKOPEE, MN

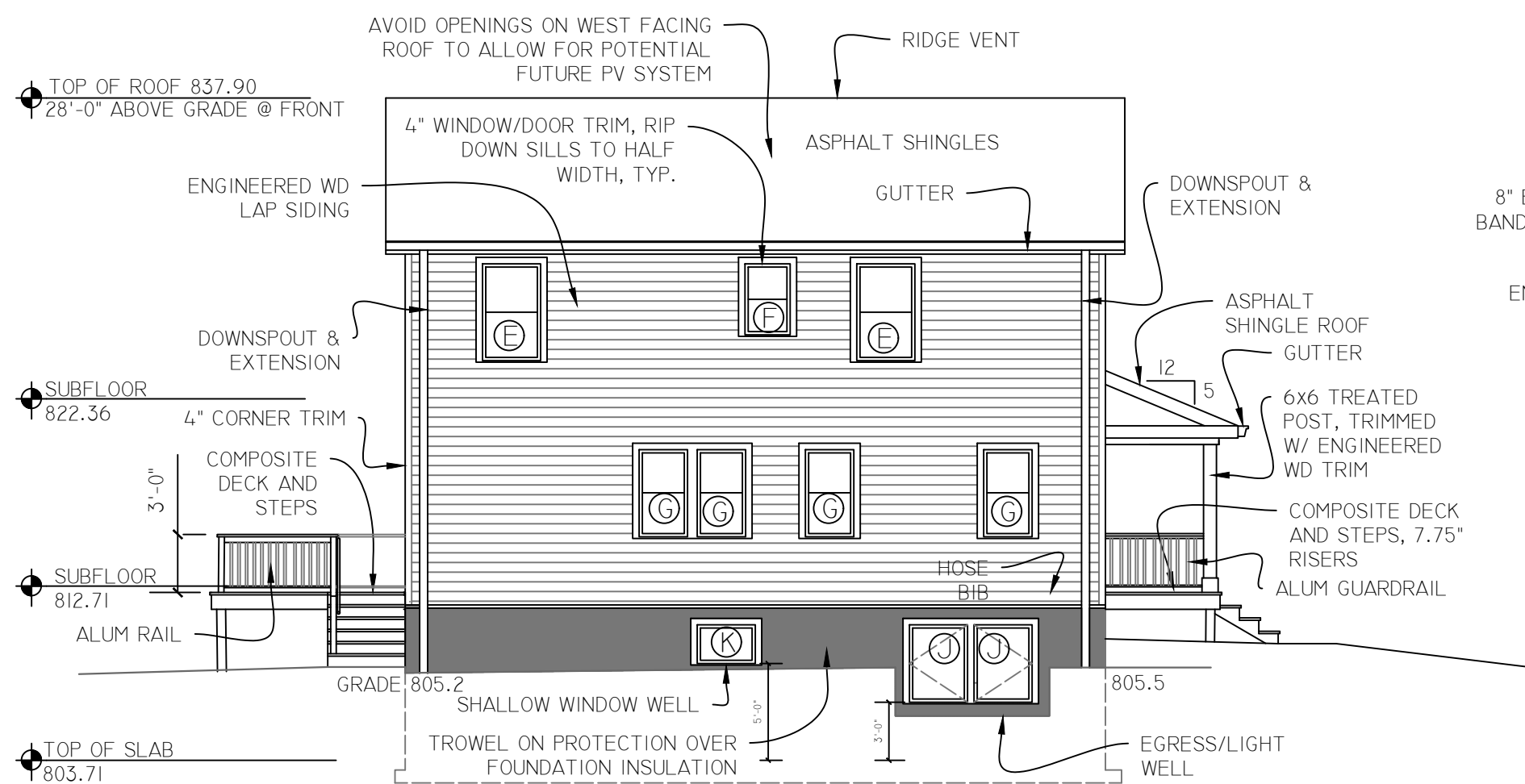
DRAWING TITLE

ELECTRICAL LAYOUTS

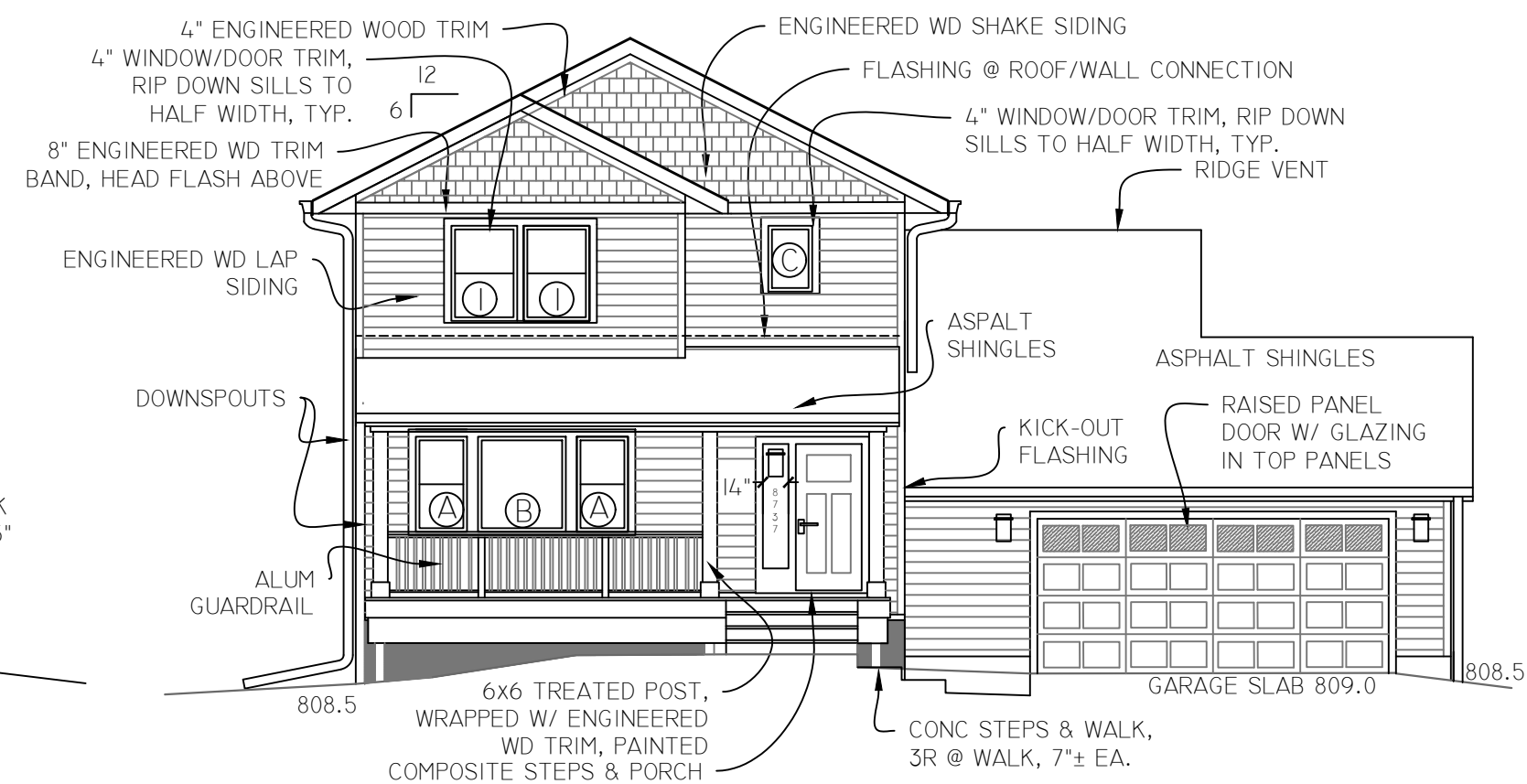
PHASE DRAWING NO.

DATE:
06-25-26

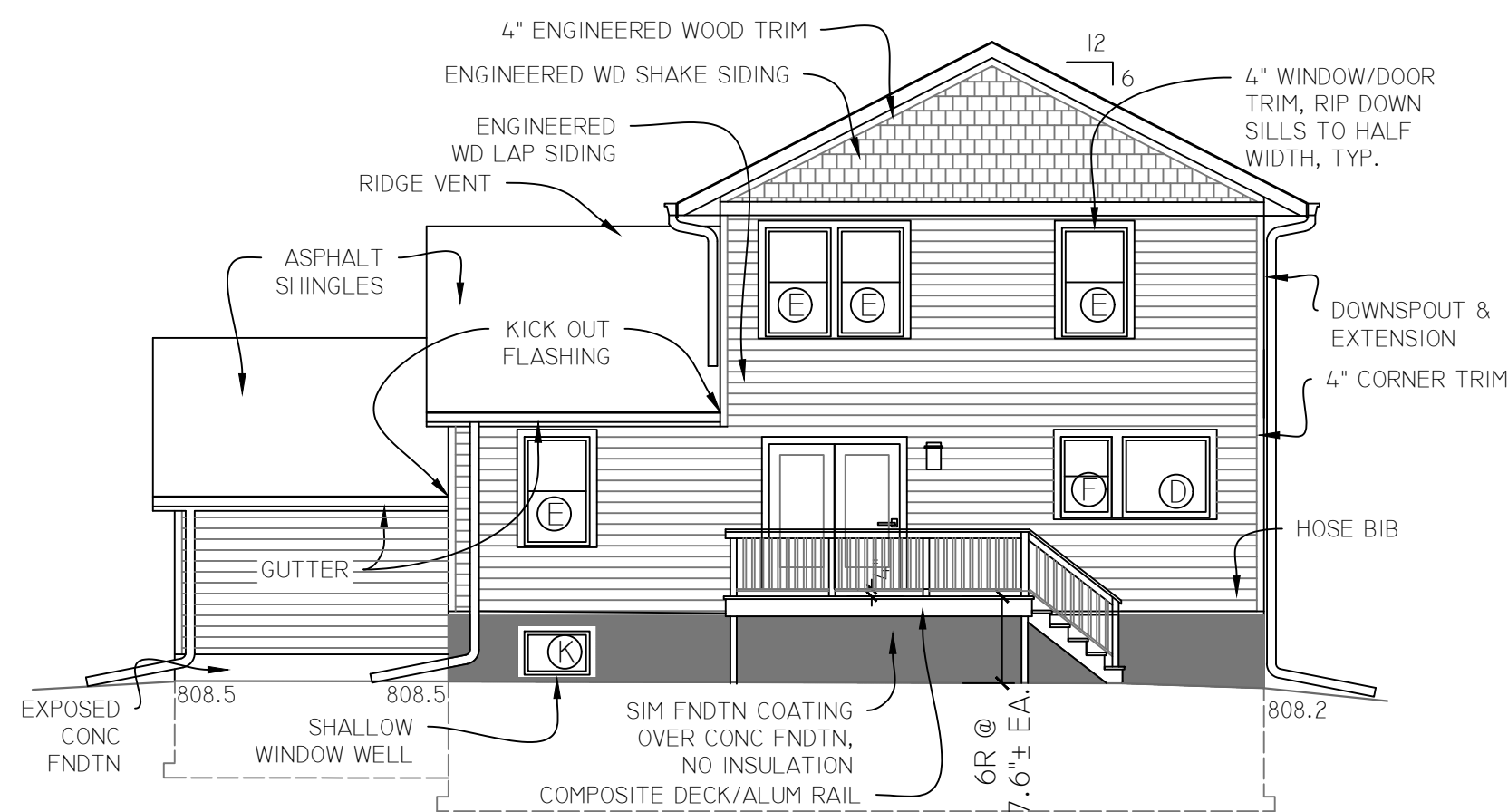
A2.5



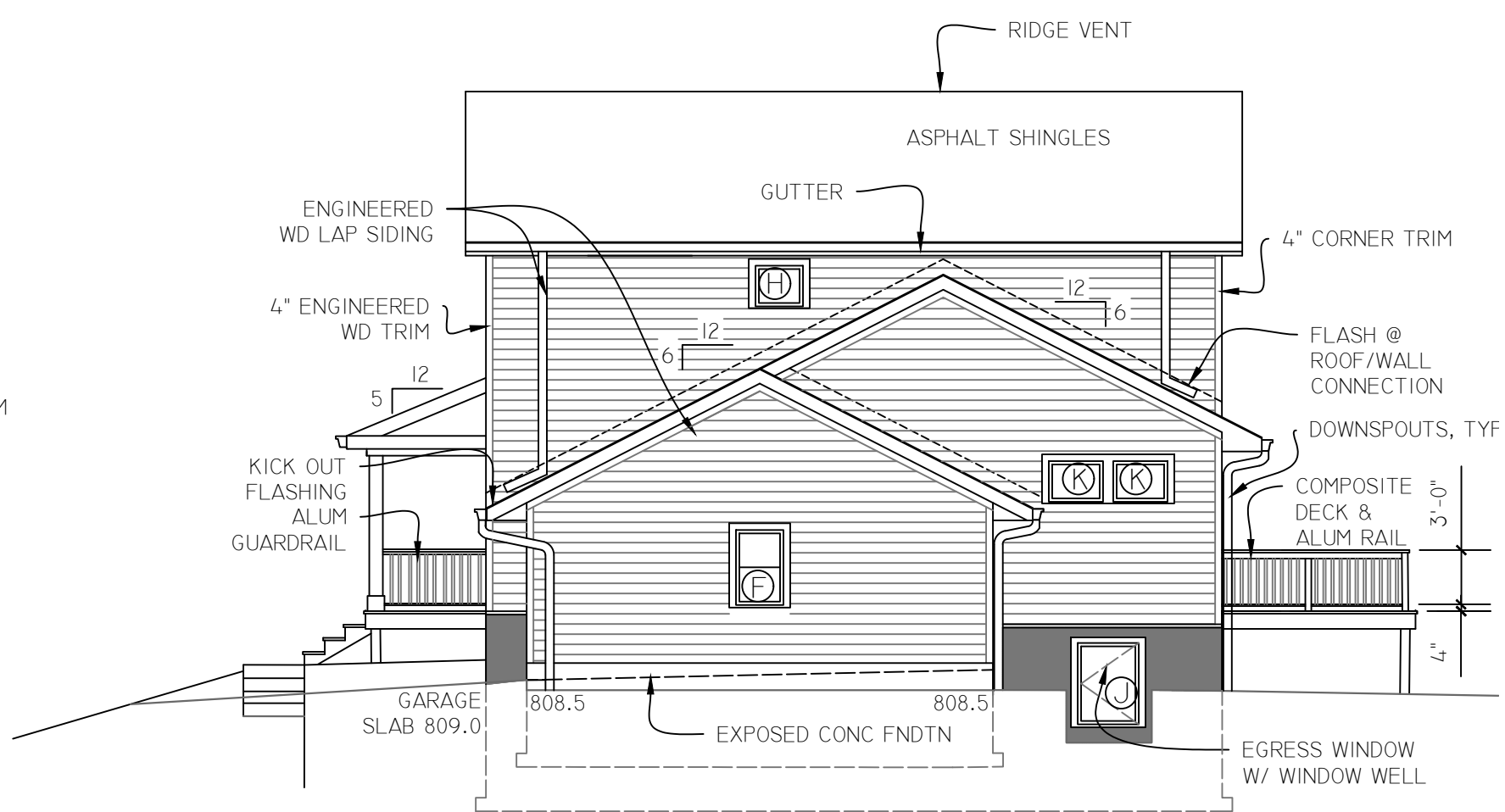
2 EAST ELEVATION
A3.1 SCALE 1/8" = 1'-0"



1 NORTH ELEVATION
A3.1 SCALE 1/8" = 1'-0"



4 SOUTH ELEVATION
A3.1 SCALE 1/8" = 1'-0"



3 WEST ELEVATION
A3.1 SCALE 1/8" = 1'-0"

NOTE: SEE APPENDIX A IN WRITTEN SPECIFICATIONS FOR COLOR SELECTIONS. NOTE IN PARTICULAR VARYING COLOR SELECTIONS FOR DIFFERENT TRIM LOCATIONS.

WINDOW SCHEDULE				GENERAL WINDOW NOTES:	GLAZING AREAS AS % OF EXTERIOR WALL
	TYPE	SIZE	COMMENTS		
(A)	SINGLE-HUNG	28"x52"		1. WINDOWS TO BE VINYL, NEW CONSTRUCTION WINDOWS W/ NAILING FLANGES. ALL WINDOWS SHALL HAVE A U VALUE OF 0.27. 2. ALL WINDOWS AT WHICH THE SILL IS LESS THAN 24" FROM THE FINISHED FLOOR AND GREATER THAN 6'-0" ABOVE GRADE TO INCLUDE FALL PROTECTION/SASH LIMITER HARDWARE. 3. CONTRACTOR TO PROVIDE FULL SHOP DRAWINGS FOR REVIEW. VERIFY ALL EXACT SIZES AND QUANTITIES.	*NUMBERS EXCLUDE BASEMENT WALL ABOVE GRADE. 1. NORTH ELEVATION: WINDOW AREA 13.3% (TOTAL 627 SF WALL AREA) 2. EAST ELEVATION - WINDOW AREA 20.6% (TOTAL 600 SF WALL AREA) 3. SOUTH ELEVATION - WINDOW AREA 5.2% (TOTAL 455 SF WALL AREA) 4. WEST ELEVATION - WINDOW AREA 14.1% (TOTAL 577 SF WALL AREA)
(B)	FIXED	48"x52"			
(C)	FIXED	24"x36"			
(D)	FIXED	48"x44"			
(E)	SINGLE-HUNG	36"x60"	**EGRESS		
(F)	SINGLE-HUNG	28"x44"	TEMPERED @ BATH LOCATION		
(G)	SINGLE-HUNG	30"x52"			
(H)	AWNING	28"x24"			
(I)	SINGLE-HUNG	36"x52"			
(J)	CASEMENT	36"x48"	**EGRESS		
(K)	AWNING	32"x24"			
	GLASS BLOCK	34"x22"±	UNVENTED, COORDINATE W/ MASONRY R.O.		

DEVELOPER:



SCOTT COUNTY CDA
COMMUNITY LAND TRUST

CONSULTANTS:

MARNIE PEICHEL ARCHITECTURE AND DESIGN, LLC

DEREK PHILLIPS - SAFE HAVEN STRUCTURAL ENGINEERS

REGISTRATION:

I HEREBY CERTIFY THAT THIS PLAN, SPECIFICATION, OR REPORT WAS PREPARED BY ME OR UNDER MY DIRECT SUPERVISION AND THAT I AM A DULY LICENSED ARCHITECT UNDER THE LAWS OF THE STATE OF MN.

PRINT NAME: MARNIE PEICHEL

SIGNATURE: *Marnie Peichel*

DATE: JUNE 25, 2026

MN LICENSE # 26662

REVISIONS

#	REVISION TYPE	DATE

MORaine ADDITION - PHASE 2
AFFORDABLE SINGLE-FAMILY HOME

8730 MORaine DRIVE
SHAKOPEE, MN

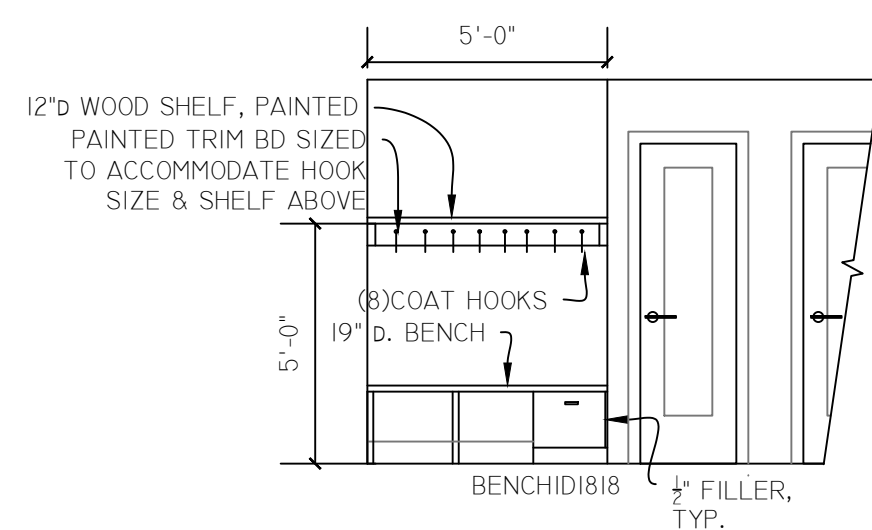
DRAWING TITLE

EXTERIOR ELEVATIONS AND WINDOW SCHEDULE

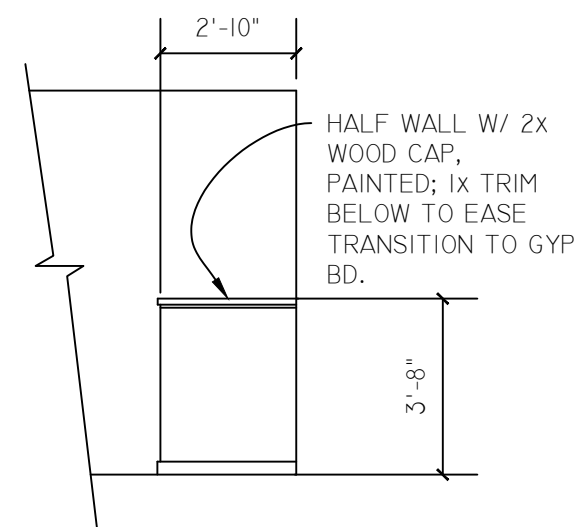
PHASE DRAWING NO.

DATE:
06-25-26

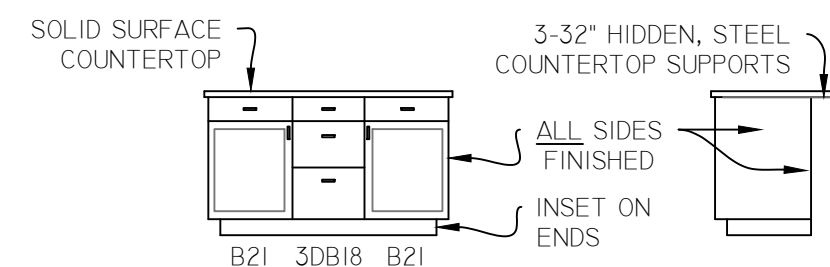
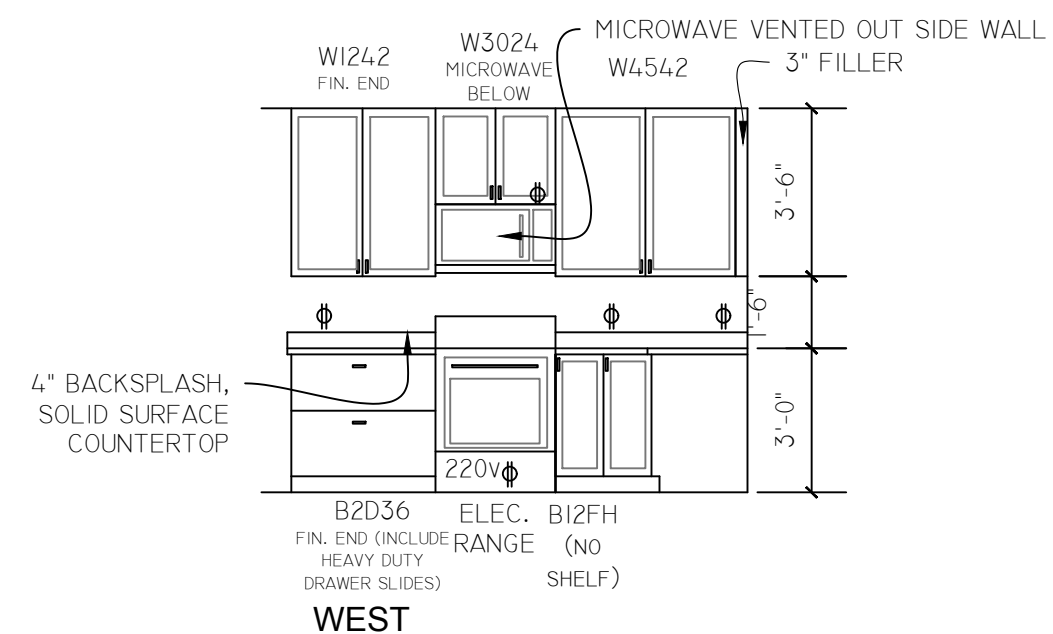
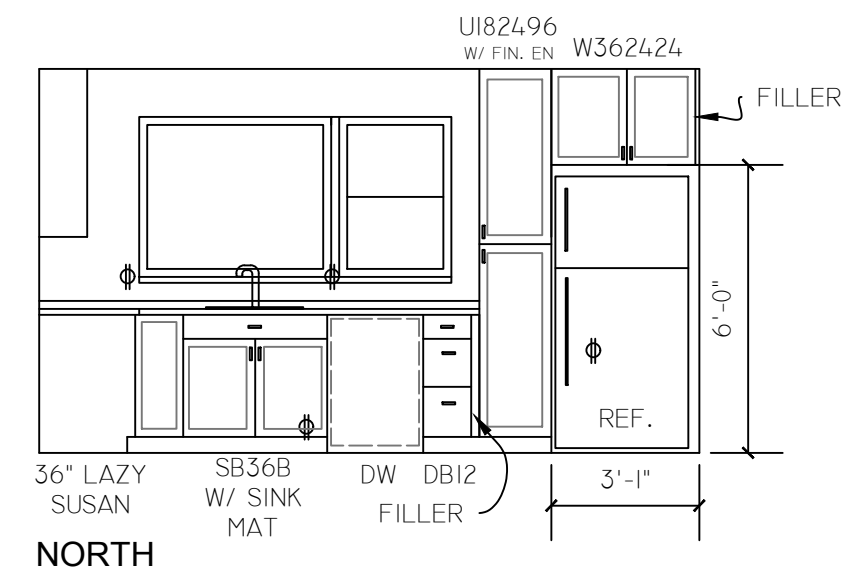
A3.1



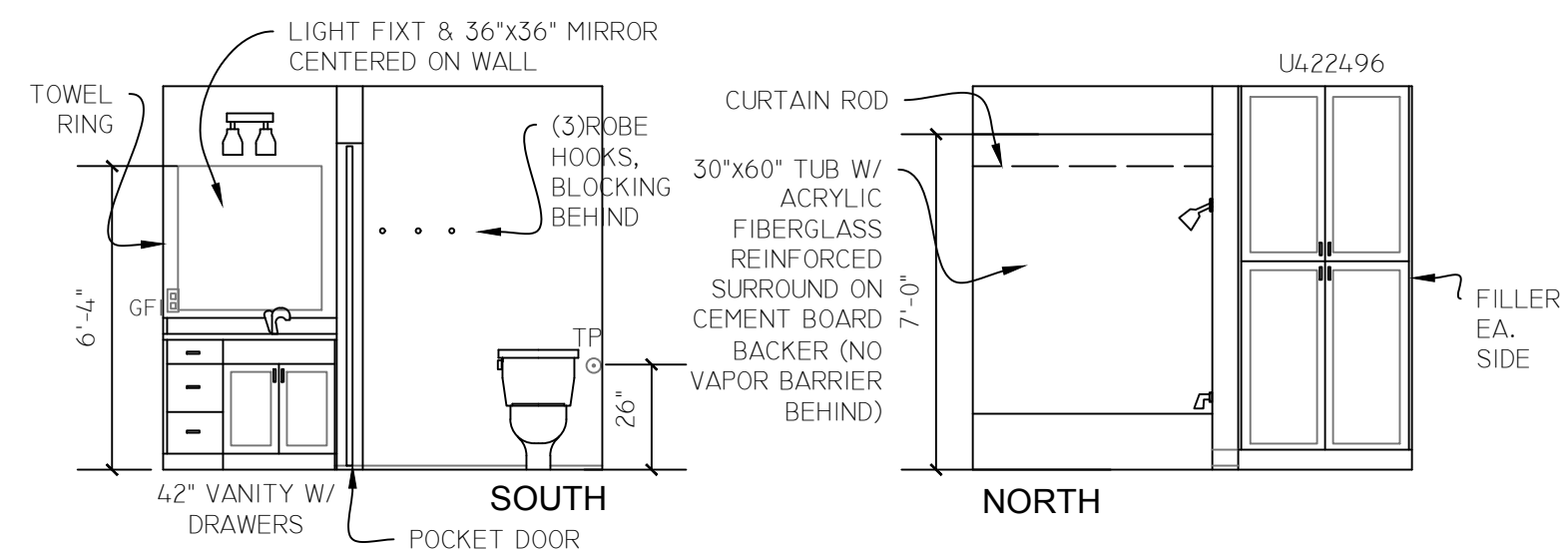
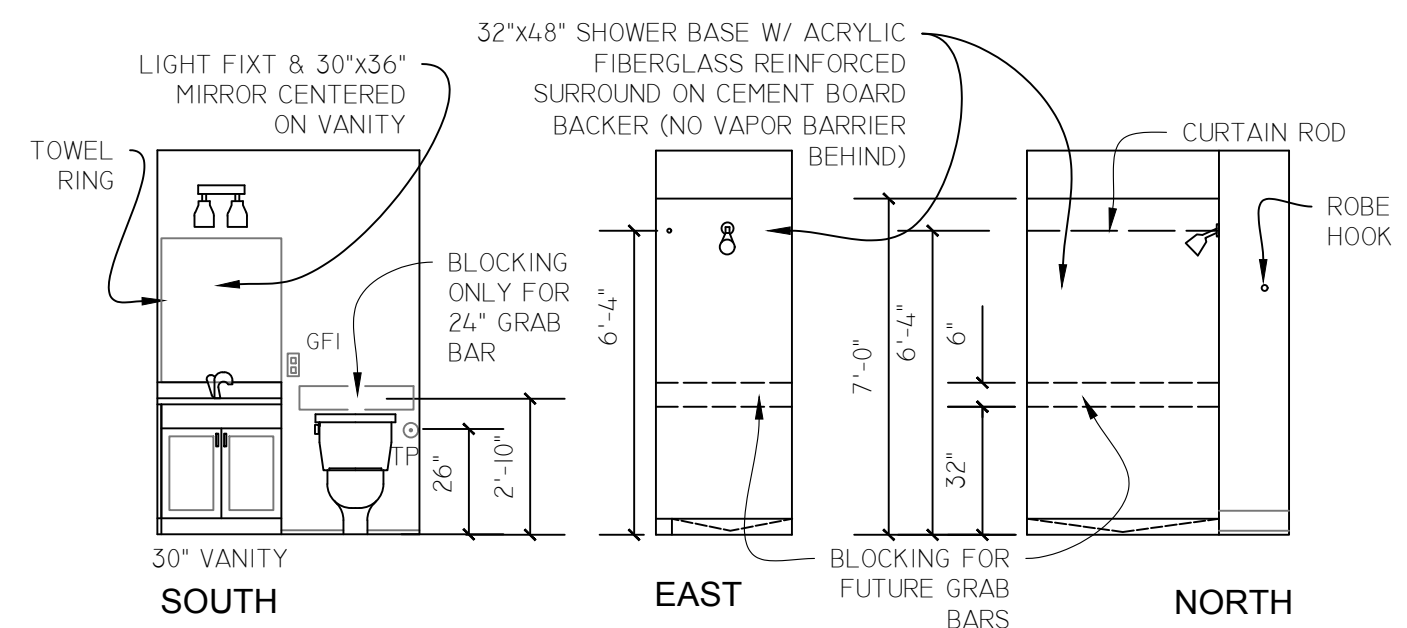
4
A3.2 ENTRY ELEVATION
SCALE 1/4" = 1'-0"



5
A3.2 HALF WALL ELEVATION
SCALE 1/4" = 1'-0"



1
A3.2 KITCHEN ELEVATIONS
SCALE 1/4" = 1'-0"



DEVELOPER:



SCOTT COUNTY CDA
COMMUNITY LAND TRUST

CONSULTANTS:

MARNIE PEICHEL ARCHITECTURE AND
DESIGN, LLC
DEREK PHILLIPS - SAFE HAVEN
STRUCTURAL ENGINEERS

REGISTRATION:

I HEREBY CERTIFY THAT THIS PLAN,
SPECIFICATION, OR REPORT WAS
PREPARED BY ME OR UNDER MY
DIRECT SUPERVISION AND THAT I AM A
DULY LICENSED ARCHITECT UNDER
THE LAWS OF THE STATE OF MN.

PRINT NAME: MARNIE PEICHEL

SIGNATURE: *Marnie Peichel*

DATE: JUNE 25, 2026

MN LICENSE # 26662

REVISIONS

#	REVISION TYPE	DATE

MORaine ADDITION - PHASE 2
AFFORDABLE SINGLE-FAMILY
HOME

8730 MORaine DRIVE
SHAKOPEE, MN

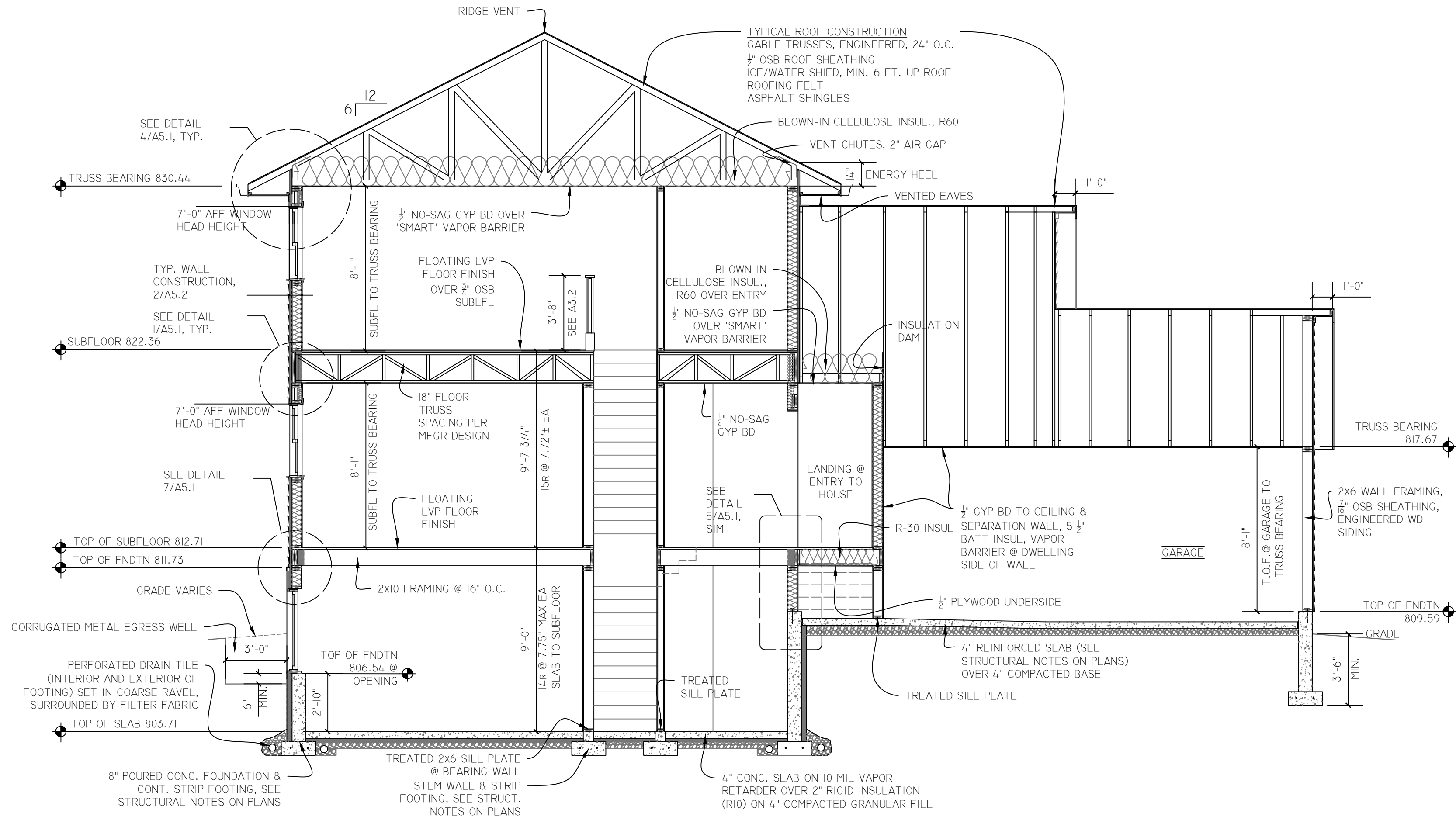
DRAWING TITLE

INTERIOR ELEVATIONS

PHASE DRAWING NO.

DATE:
06-25-26

A3.2



1 NORTH/SOUTH BUILDING SECTION
 A4.1 SCALE 1/4" = 1'-0"

DEVELOPER:



SCOTT COUNTY CDA
 COMMUNITY LAND TRUST

CONSULTANTS:

MARNIE PEICHEL ARCHITECTURE AND
 DESIGN, LLC
 DEREK PHILLIPS - SAFE HAVEN
 STRUCTURAL ENGINEERS

REGISTRATION:

I HEREBY CERTIFY THAT THIS PLAN,
 SPECIFICATION, OR REPORT WAS
 PREPARED BY ME OR UNDER MY
 DIRECT SUPERVISION AND THAT I AM A
 DULY LICENSED ARCHITECT UNDER
 THE LAWS OF THE STATE OF MN.

PRINT NAME: MARNIE PEICHEL

SIGNATURE: *Marnie Peichel*
 DATE: JUNE 25, 2026
 MN LICENSE # 26662

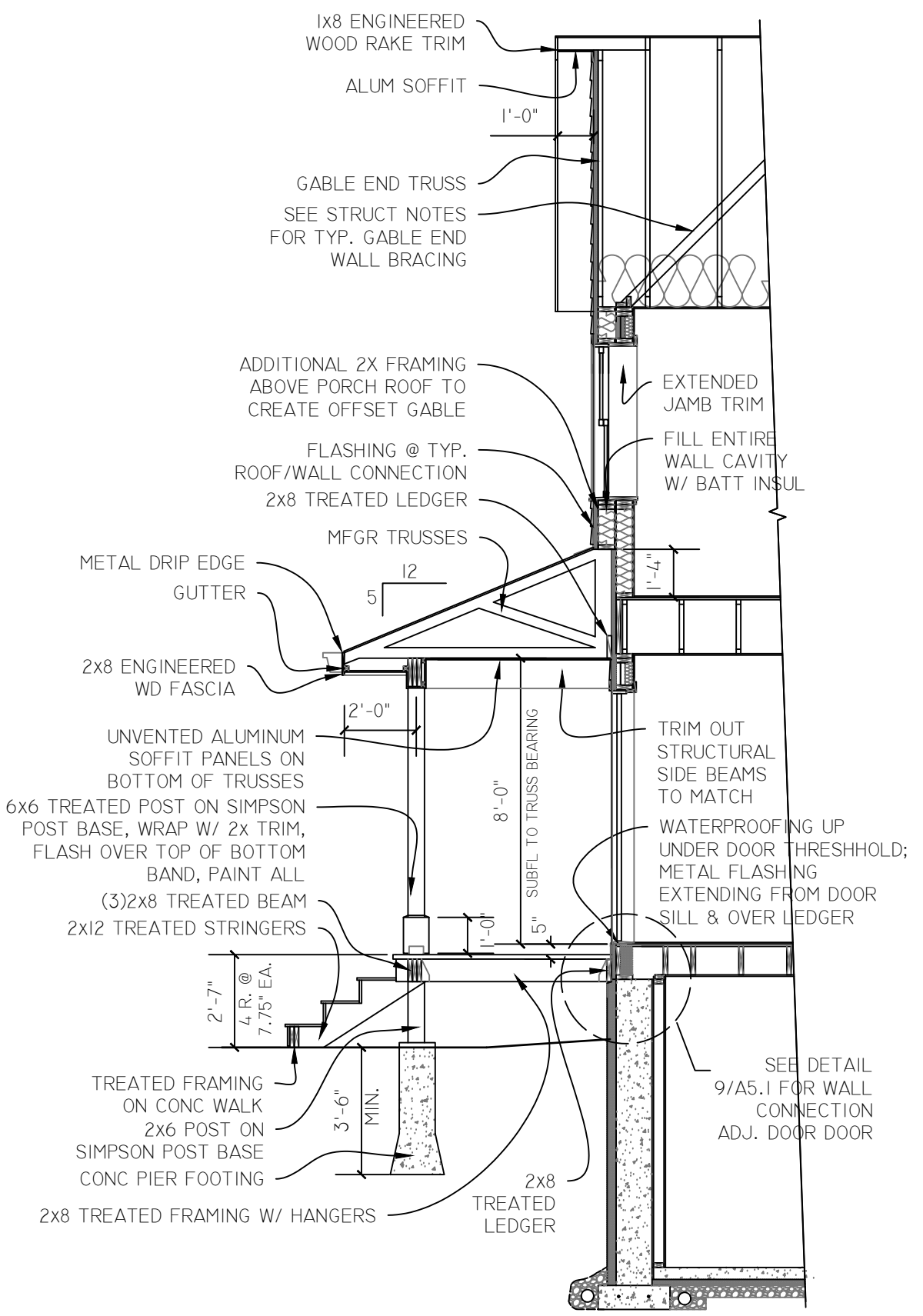
REVISIONS

#	REVISION TYPE	DATE

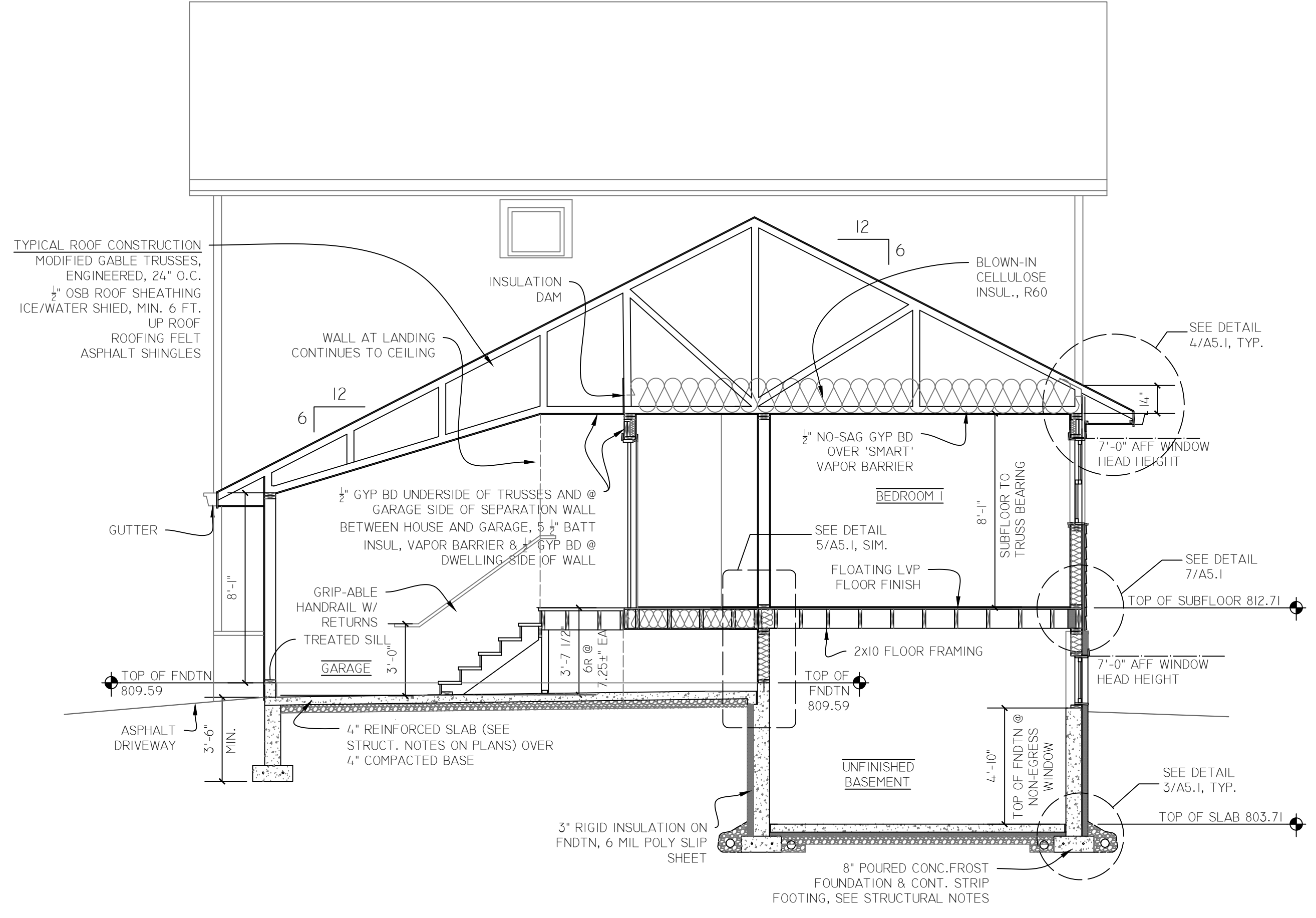
MORaine ADDITION - PHASE 2
 AFFORDABLE SINGLE-FAMILY
 HOME
 8730 MORaine DRIVE
 SHAKOPEE, MN

DRAWING TITLE
 BUILDING SECTIONS

PHASE	DRAWING NO.
DATE: 06-25-26	A4.1



2 FRONT PORCH SECTION
 A4.2 SCALE 1/4" = 1'-0"
 1 2 4



1 NORTH/SOUTH BUILDING SECTION
 A4.2 SCALE 1/4" = 1'-0"
 1 2 4

DEVELOPER:
CDA
 SCOTT COUNTY

SCOTT COUNTY CDA
 COMMUNITY LAND TRUST

CONSULTANTS:
 MARNIE PEICHEL ARCHITECTURE AND
 DESIGN, LLC
 DEREK PHILLIPS - SAFE HAVEN
 STRUCTURAL ENGINEERS

REGISTRATION:
 I HEREBY CERTIFY THAT THIS PLAN,
 SPECIFICATION, OR REPORT WAS
 PREPARED BY ME OR UNDER MY
 DIRECT SUPERVISION AND THAT I AM A
 DULY LICENSED ARCHITECT UNDER
 THE LAWS OF THE STATE OF MN.

PRINT NAME: MARNIE PEICHEL
 SIGNATURE: *Marnie Peichel*
 DATE: JUNE 25, 2026
 MN LICENSE # 26662

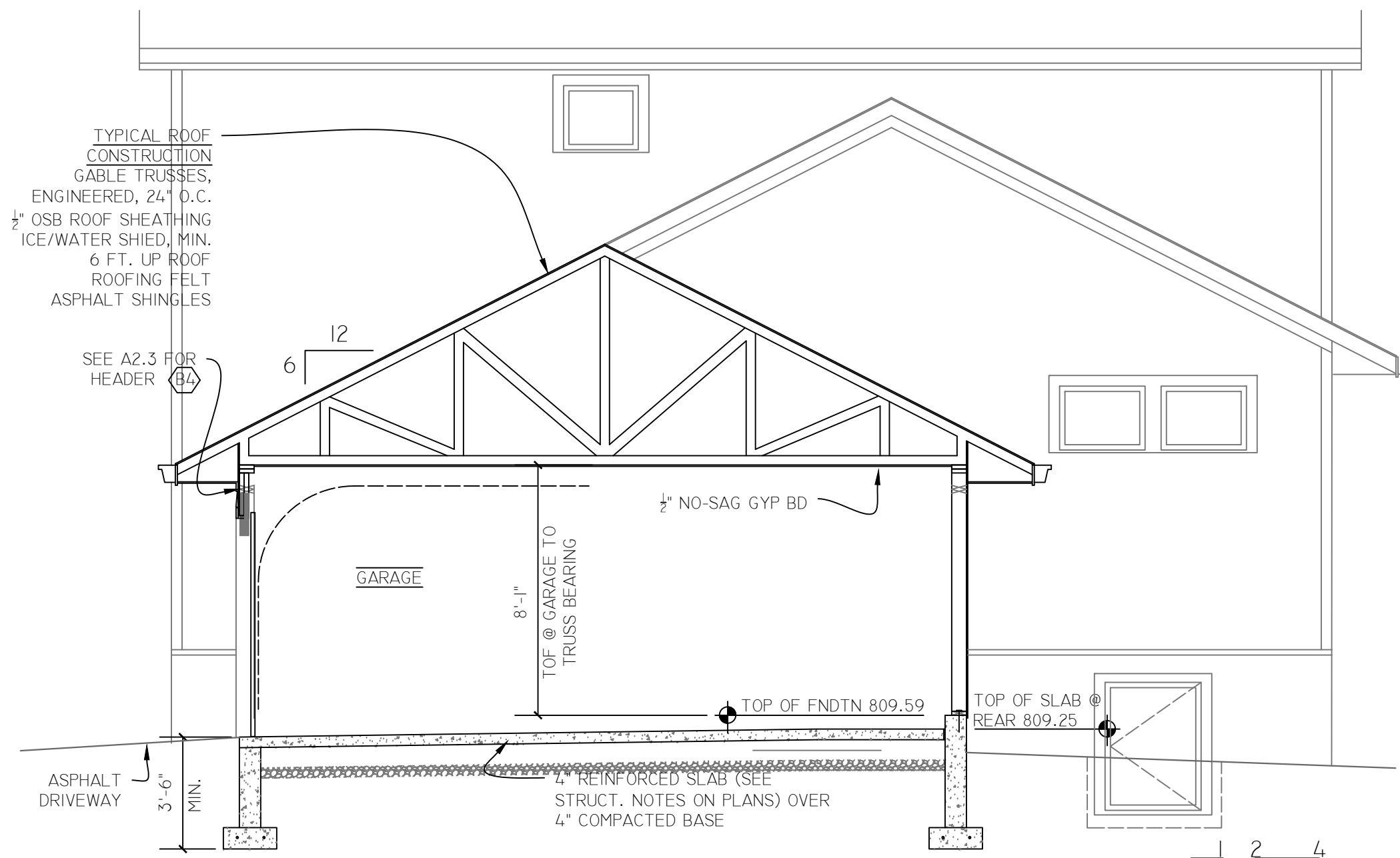
REVISIONS

#	REVISION TYPE	DATE

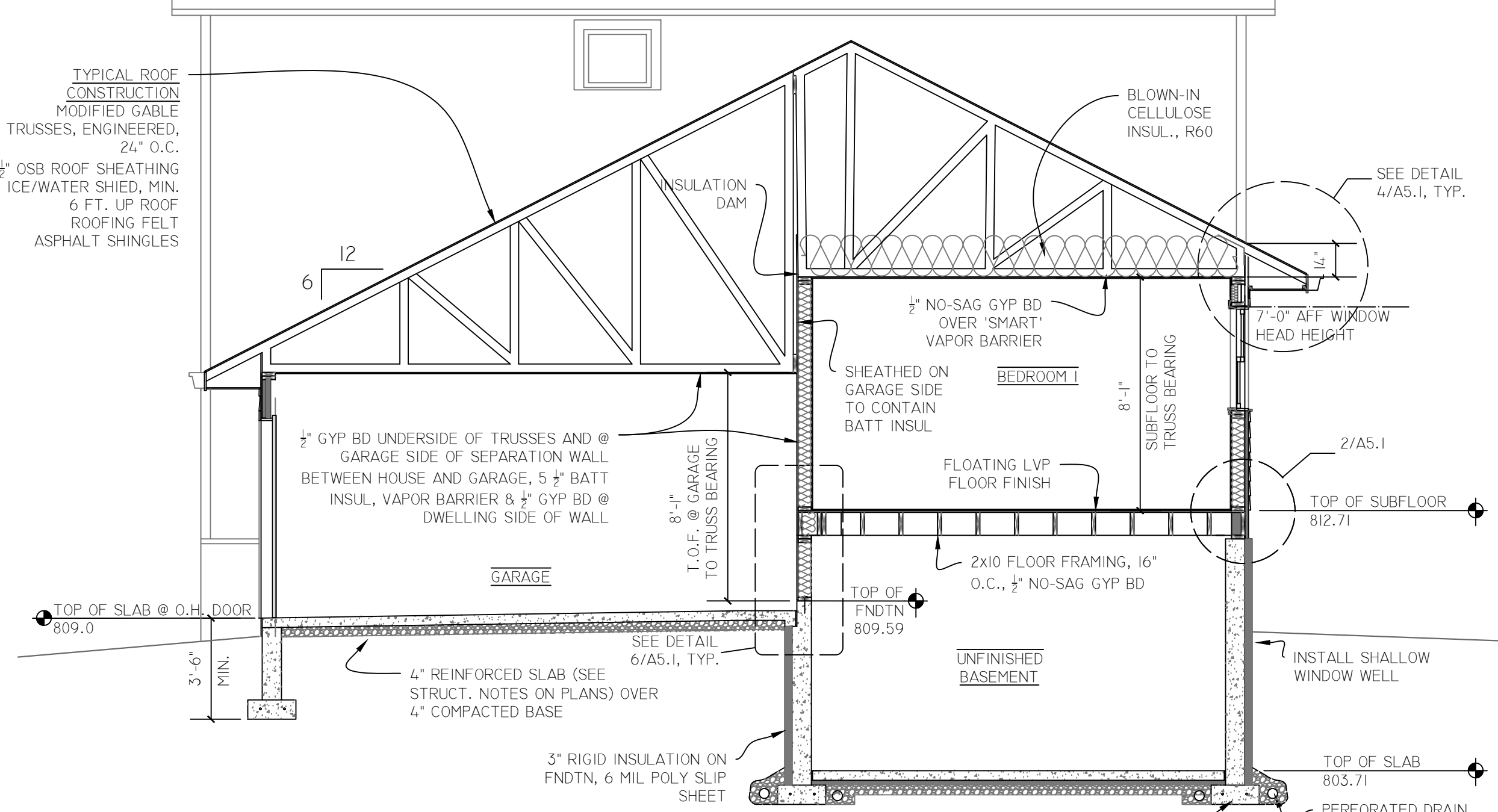
MORaine ADDITION - PHASE 2
 AFFORDABLE SINGLE-FAMILY
 HOME
 8730 MORaine DRIVE
 SHAKOPEE, MN

DRAWING TITLE
 BUILDING SECTIONS

PHASE	DRAWING NO.
DATE: 06-25-26	A4.2



1 GARAGE SECTION
SCALE 1/4" = 1'-0"



2 EAST/WEST GARAGE SECTION
SCALE 1/4" = 1'-0"

DEVELOPER:



SCOTT COUNTY CDA
COMMUNITY LAND TRUST

CONSULTANTS:

MARNIE PEICHEL ARCHITECTURE AND
DESIGN, LLC
DEREK PHILLIPS - SAFE HAVEN
STRUCTURAL ENGINEERS

REGISTRATION:

I HEREBY CERTIFY THAT THIS PLAN,
SPECIFICATION, OR REPORT WAS
PREPARED BY ME OR UNDER MY
DIRECT SUPERVISION AND THAT I AM A
DULY LICENSED ARCHITECT UNDER
THE LAWS OF THE STATE OF MN.

PRINT NAME: MARNIE PEICHEL

SIGNATURE: *Marnie Peichel*

DATE: JUNE 25, 2026

MN LICENSE # 26662

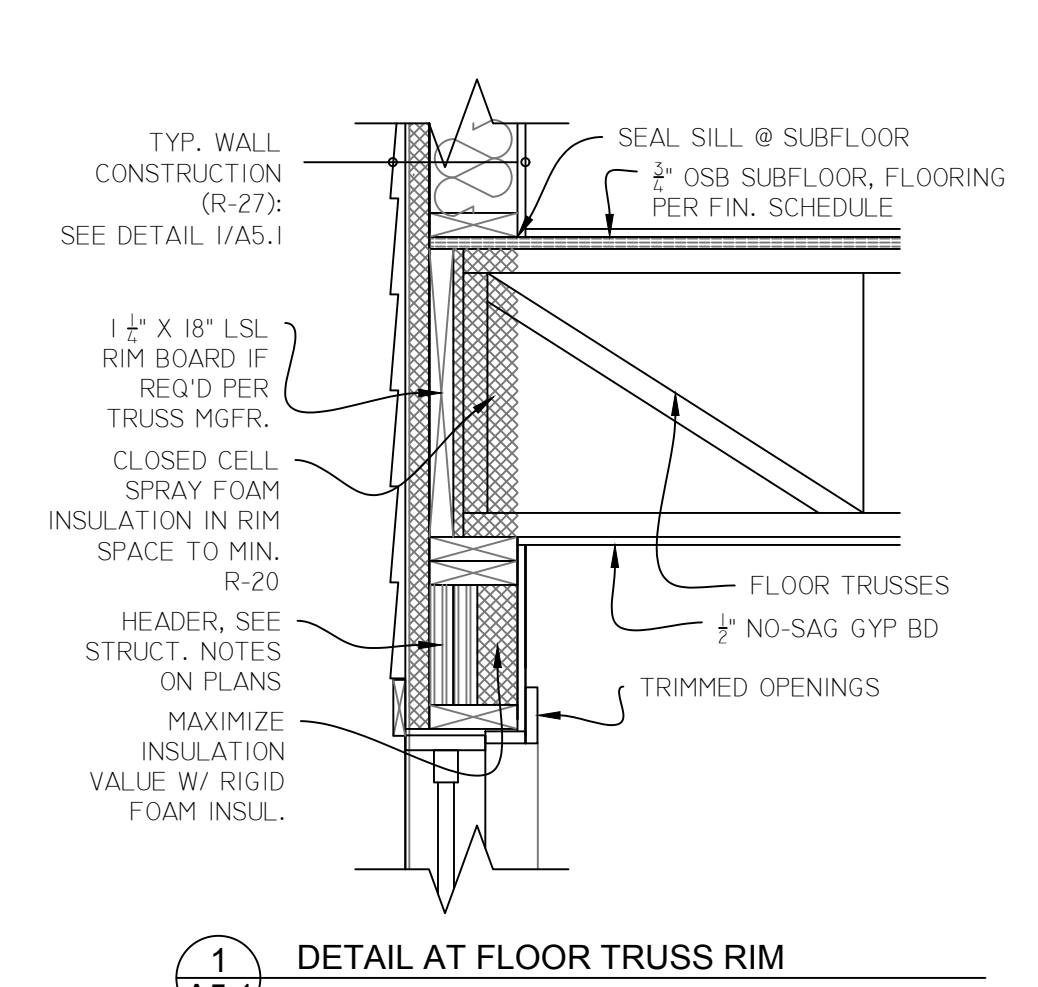
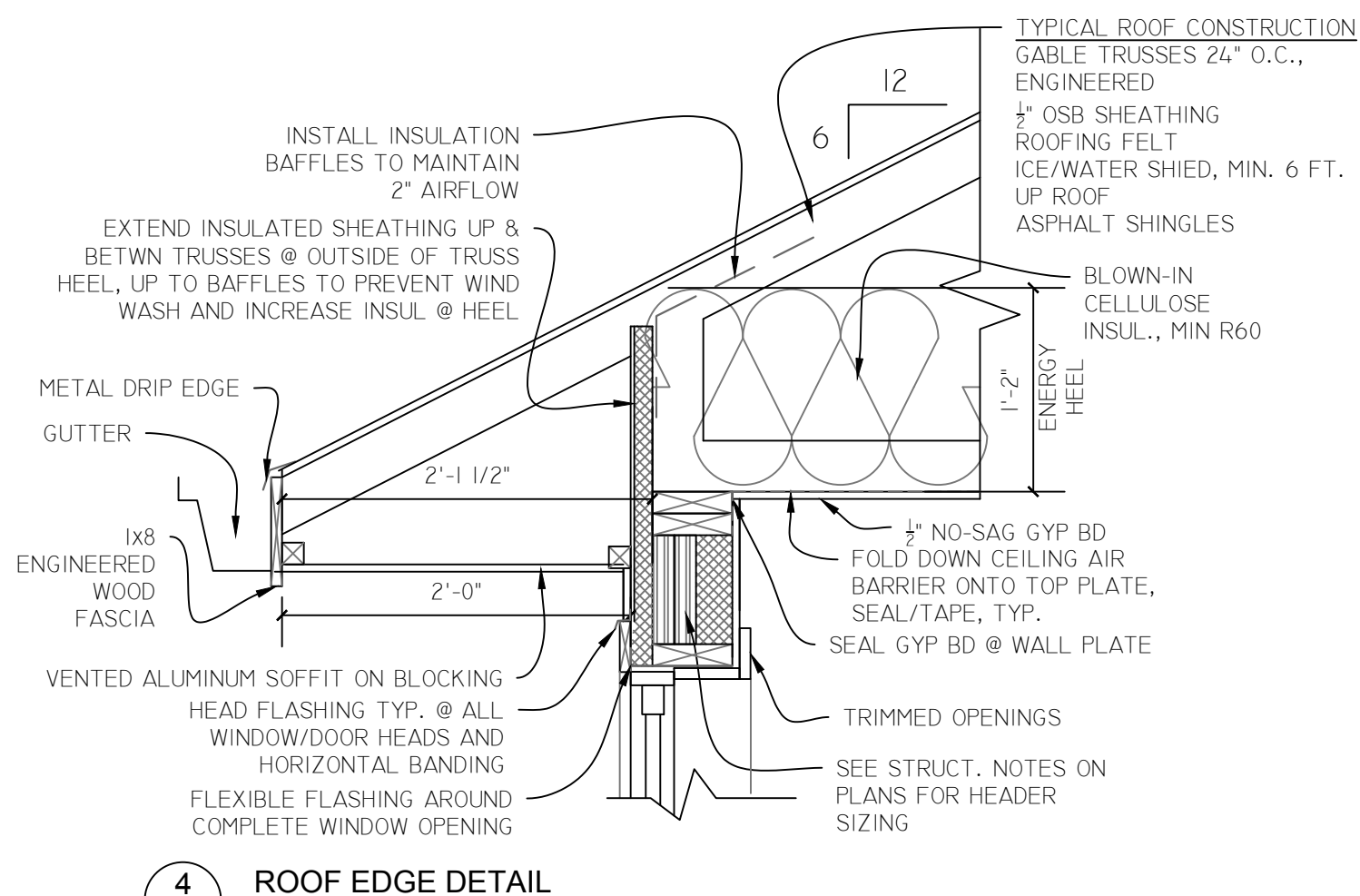
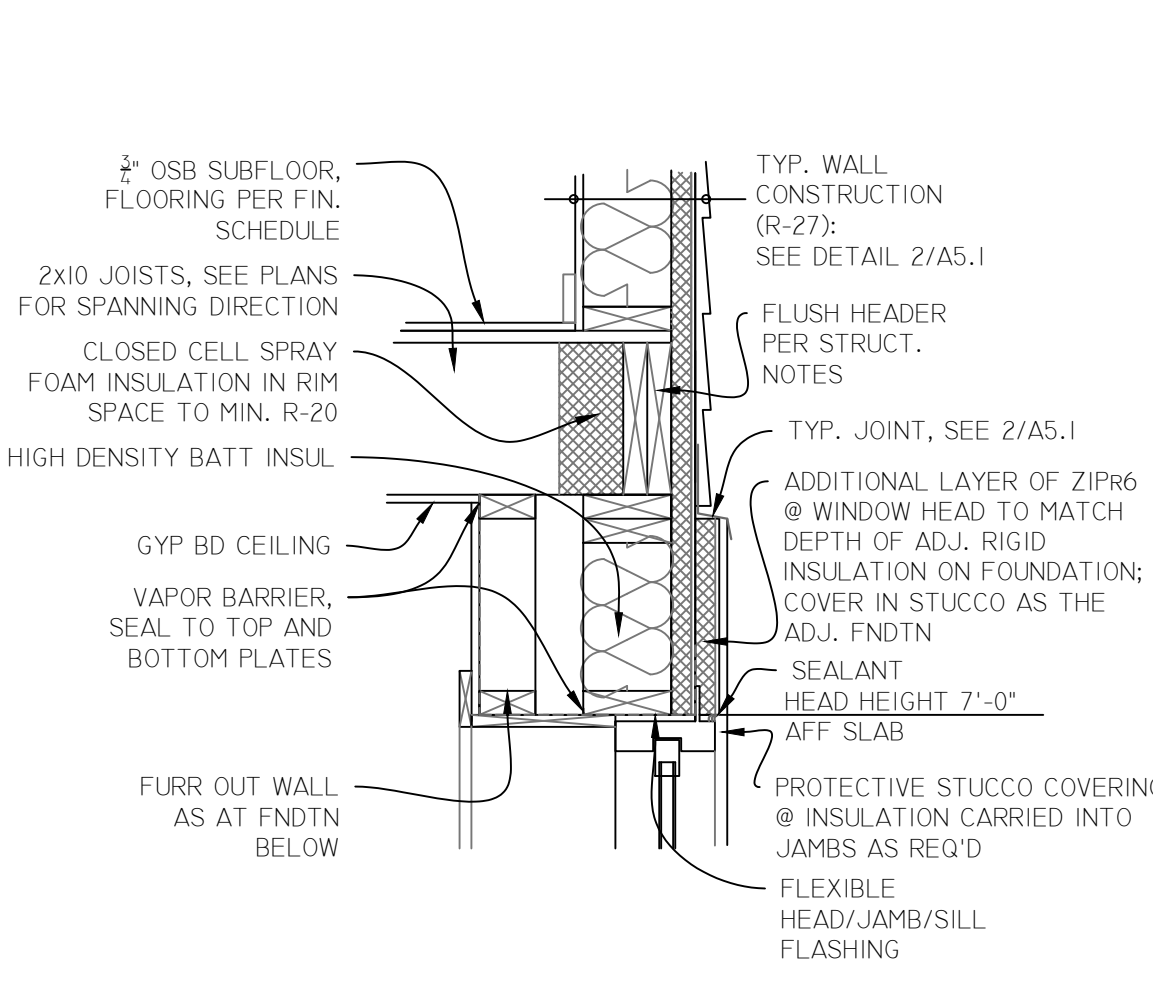
REVISIONS

#	REVISION TYPE	DATE

MORaine ADDITION - PHASE 2
AFFORDABLE SINGLE-FAMILY
HOME
8730 MORaine DRIVE
SHAKOPEE, MN

DRAWING TITLE
BUILDING SECTIONS

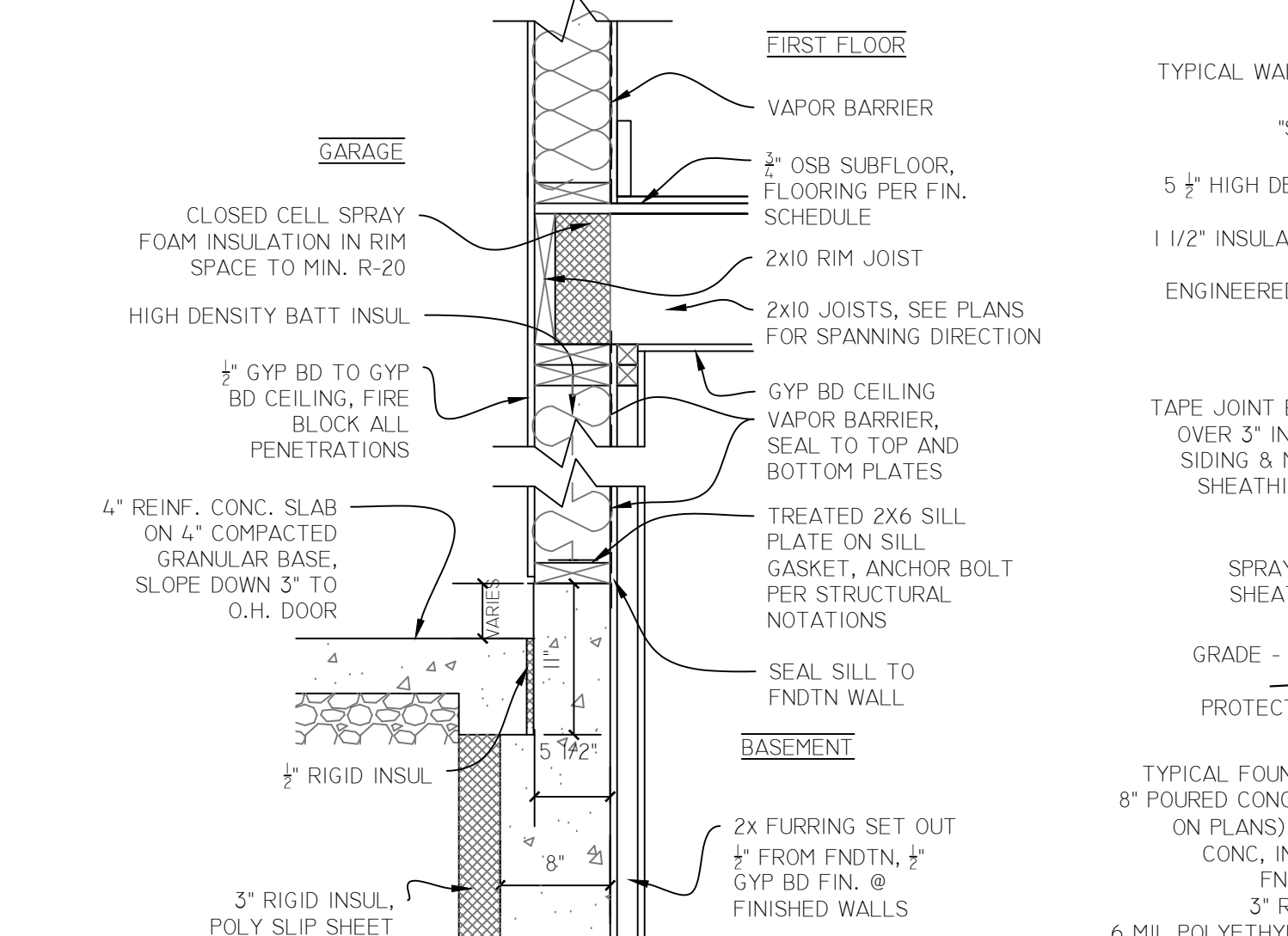
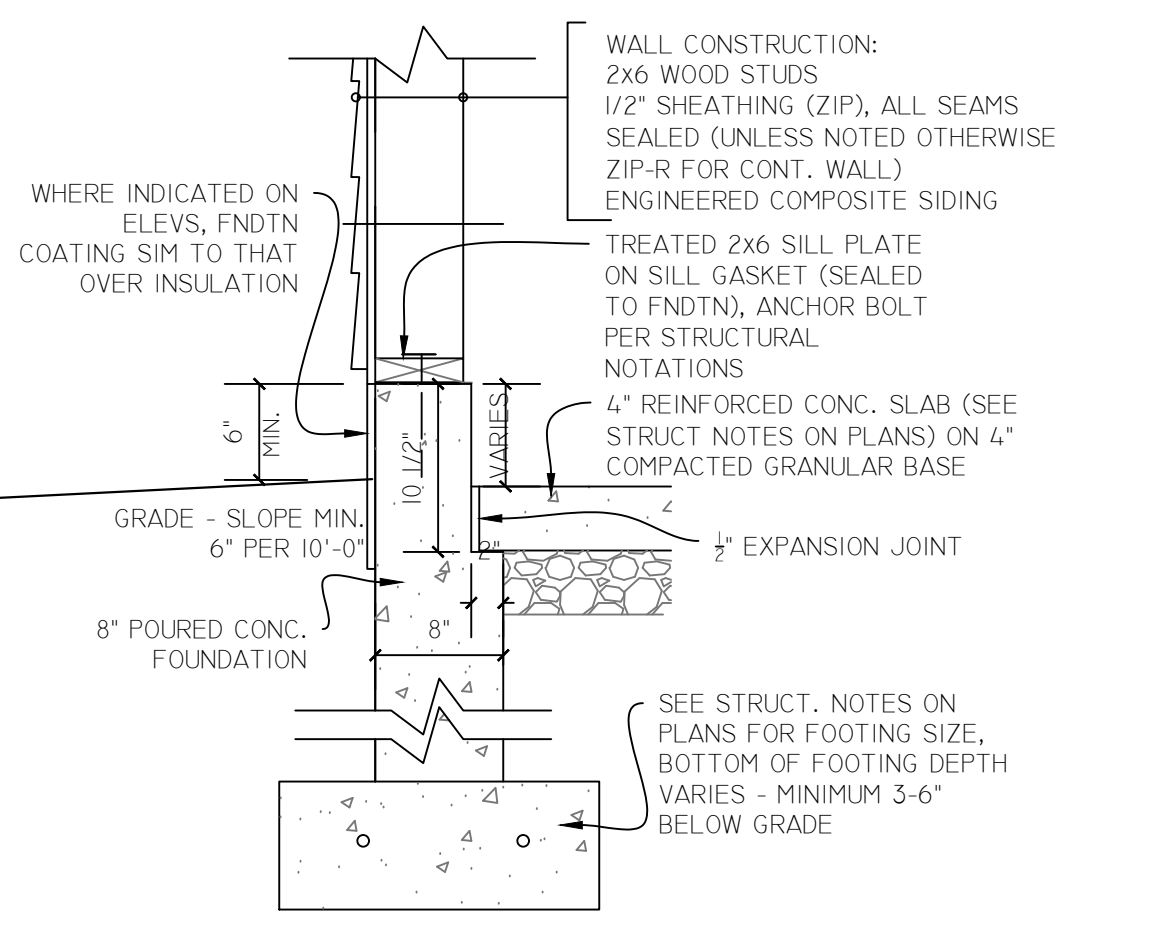
PHASE	DRAWING NO.
DATE: 06-25-26	A4.3



7 BASEMENT WINDOW HEAD DETAIL
A5.1 SCALE 1" = 1'-0"

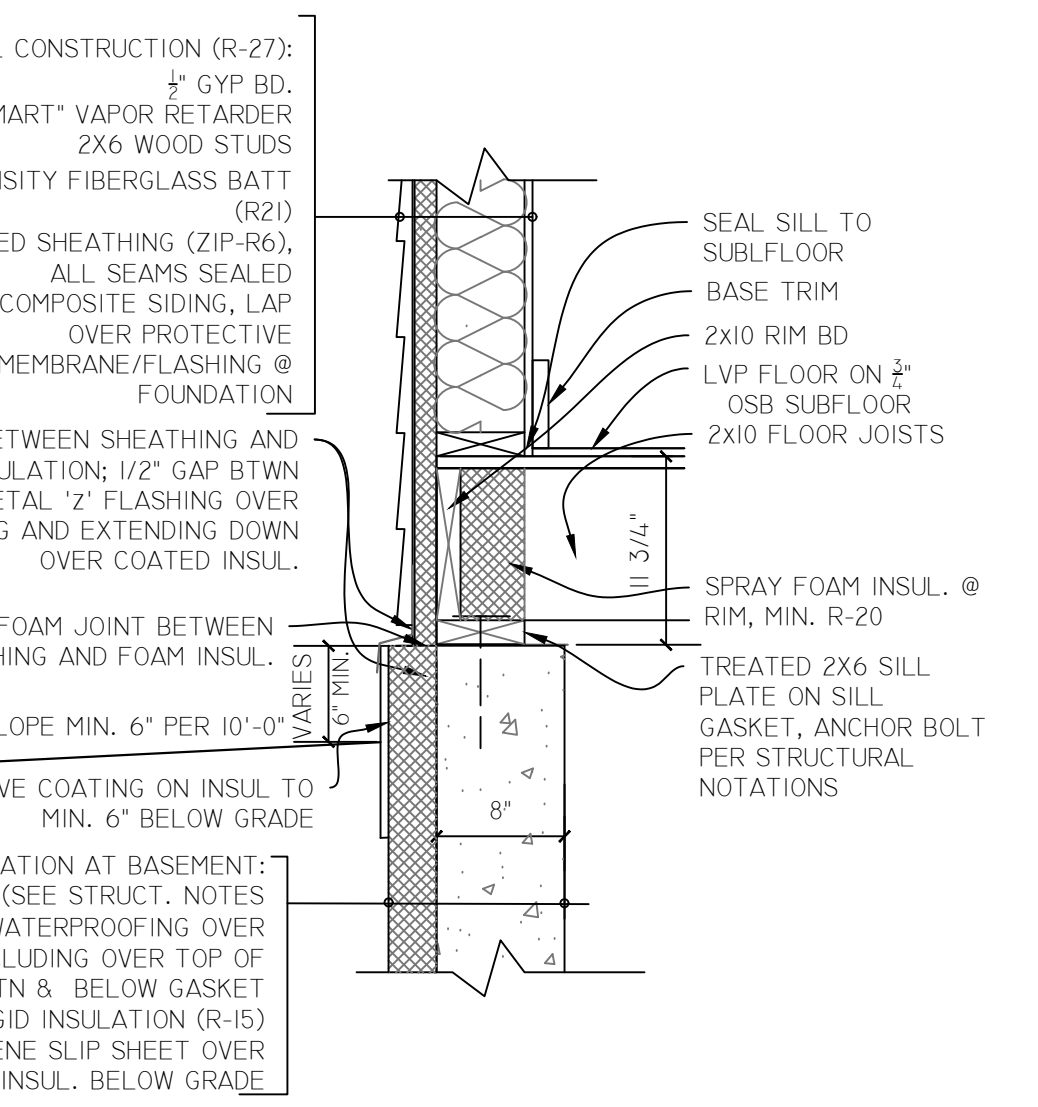
4 ROOF EDGE DETAIL
A5.1 SCALE 1" = 1'-0"

1 DETAIL AT FLOOR TRUSS RIM
A5.1 SCALE 1" = 1'-0"

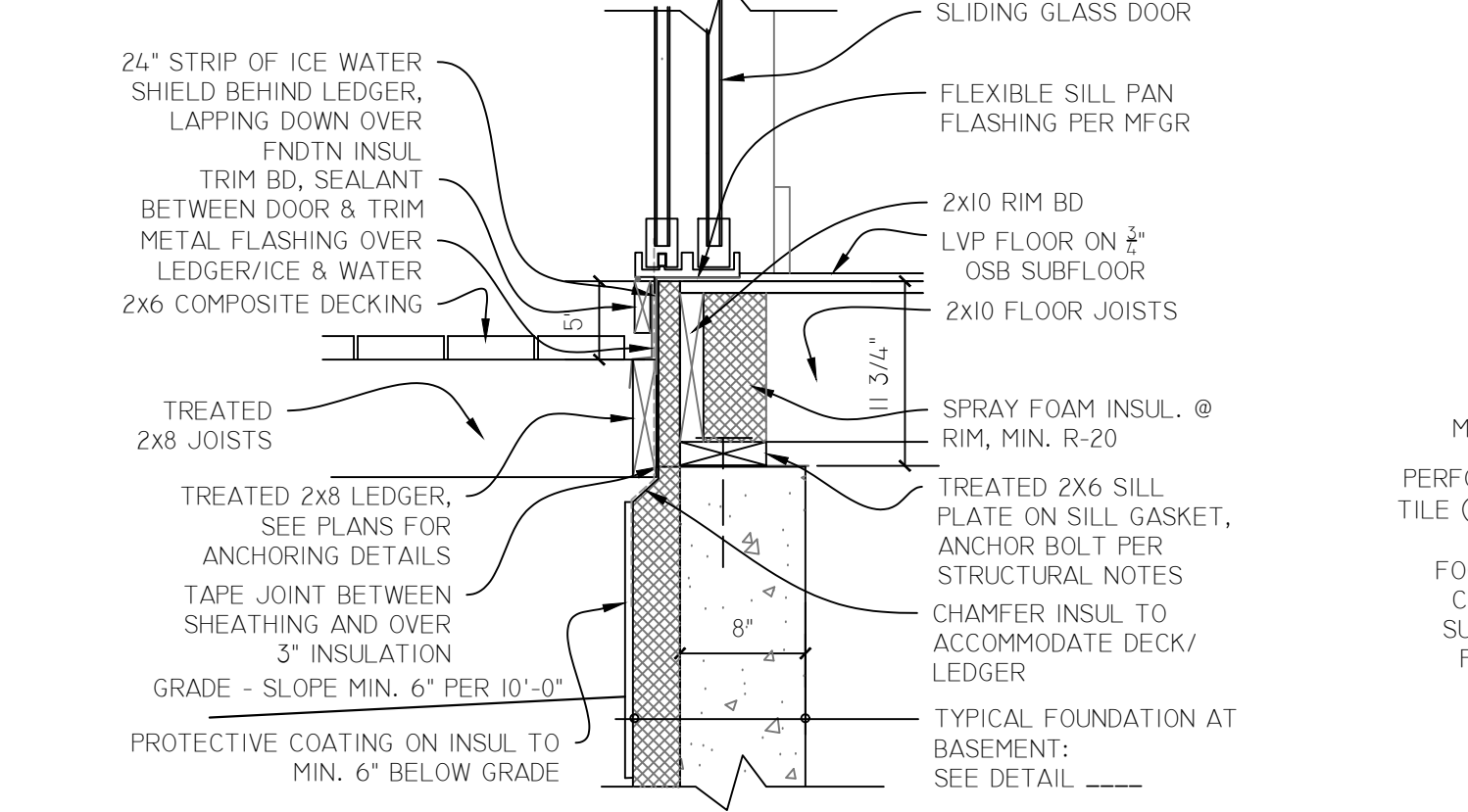
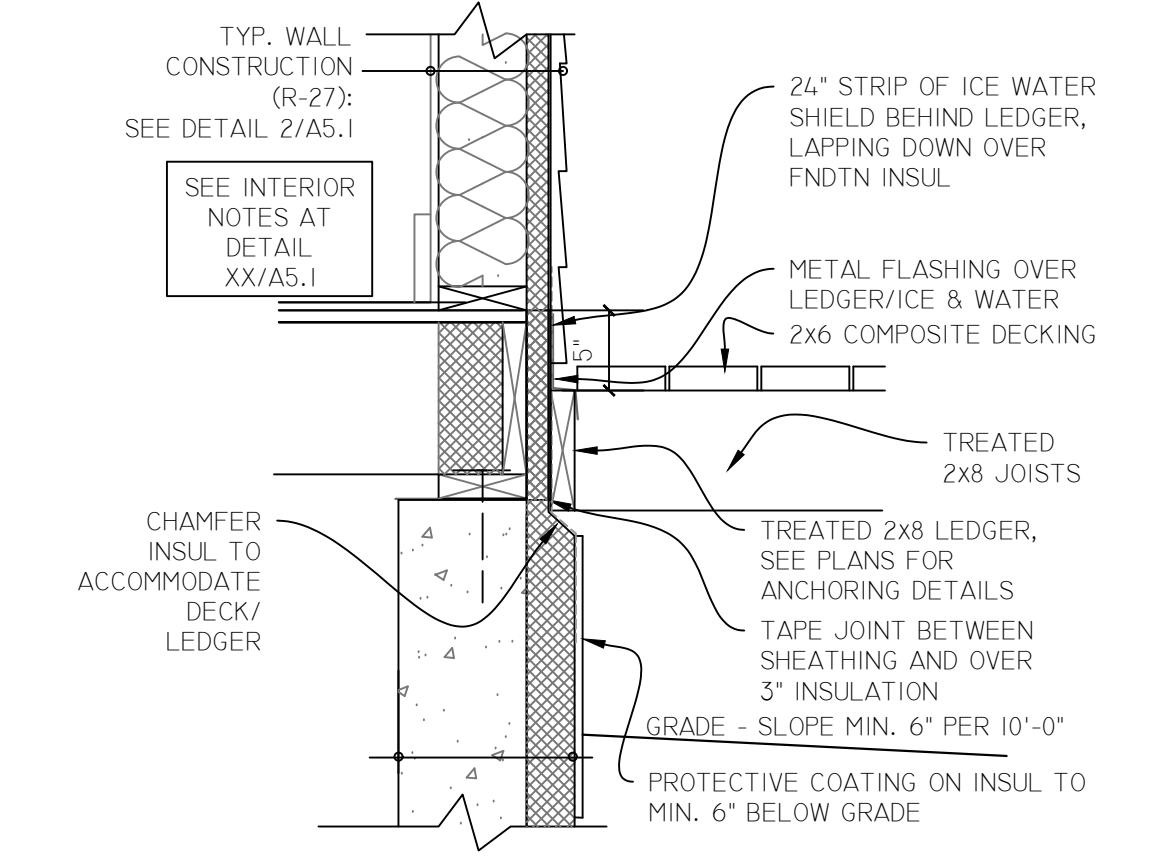


8 FOUNDATION AT EXTERIOR GARAGE WALL (SIDE/REAR)
A5.1 SCALE 1" = 1'-0"

5 FOUNDATION WALL BETWEEN HOUSE/GARAGE
A5.1 SCALE 1" = 1'-0"

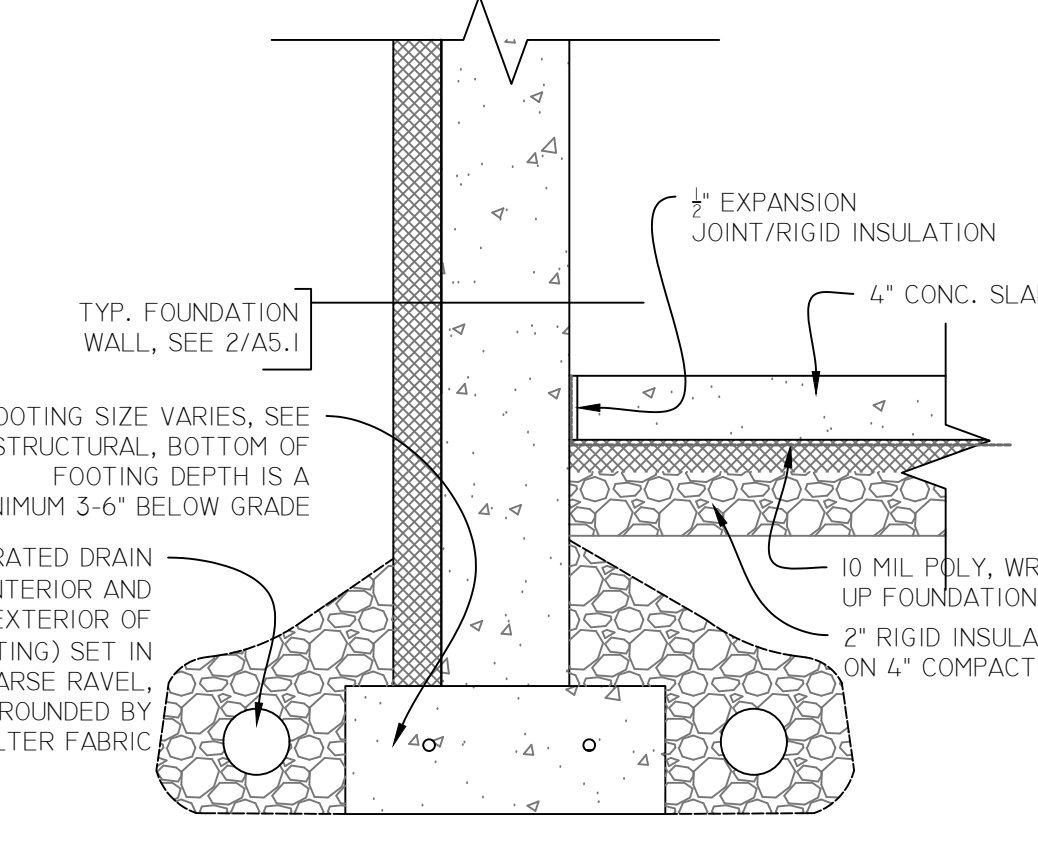


2 TYPICAL TOP OF FOUNDATION DETAIL
A5.1 SCALE 1" = 1'-0"



9 DECK DETAIL @ FRONT PORCH
A5.1 SCALE 1" = 1'-0"

6 DECK DETAIL @ REAR YARD
A5.1 SCALE 1" = 1'-0"



3 TYPICAL EXTERIOR FOUNDATION
A5.1 SCALE 1" = 1'-0"

DEVELOPER:



SCOTT COUNTY CDA
COMMUNITY LAND TRUST

CONSULTANTS:

MARNIE PEICHEL ARCHITECTURE AND DESIGN, LLC
DEREK PHILLIPS - SAFE HAVEN STRUCTURAL ENGINEERS

REGISTRATION:

I HEREBY CERTIFY THAT THIS PLAN, SPECIFICATION, OR REPORT WAS PREPARED BY ME OR UNDER MY DIRECT SUPERVISION AND THAT I AM A DULY LICENSED ARCHITECT UNDER THE LAWS OF THE STATE OF MN.

PRINT NAME: MARNIE PEICHEL
SIGNATURE: *Marnie Peichel*
DATE: JUNE 25, 2026
MN LICENSE # 26662

REVISIONS

#	REVISION TYPE	DATE

MORaine ADDITION - PHASE 2
AFFORDABLE SINGLE-FAMILY HOME
8730 MORaine DRIVE
SHAKOPEE, MN

DRAWING TITLE
BUILDING DETAILS

PHASE DRAWING NO.

DATE: 06-25-26
A5.1

STRUCTURAL GENERAL NOTES

GENERAL DESIGN AND CONSTRUCTION NOTES

A. BUILDING CODE

- 2020 MINNESOTA STATE RESIDENTIAL CODE (MSRC)

B. DESIGN LIVE LOADS

- WIND LOAD: PER IRC, 115 MPH (3 SEC. GUST), EXPOSURE C
- SNOW LOAD: PER IRC AND ASCE 7
- LIVE LOAD: PER IRC AND ASCE 7

C. FOOTINGS, SLABS AND FOUNDATIONS

- SOIL DESIGN NET ALLOWABLE BEARING CAPACITY IS ASSUMED TO BE 2,000 PSF IN ACCORDANCE WITH THE IRC. NOTIFY ENGINEER OF RECORD OF ANY POOR SOIL CONDITIONS. A SOIL'S REPORT BY A GEOTECHNICAL ENGINEER IS RECOMMENDED.
- MINIMUM DEPTH FROM EXTERIOR GRADE TO BOTTOM OF BUILDING PERIMETER FOOTINGS SHALL BE 42".
- BOTH SIDES OF THE FOUNDATION WALLS SHALL BE BACKFILLED SIMULTANEOUSLY SO AS TO PREVENT OVERTURNING OR LATERAL MOVEMENT OF THE WALLS.
- FOUNDATIONS SHALL BEAR ON UNDISTURBED, UNFROZEN SUBGRADE. EXCEPT WHERE COMPACTED SUBGRADE IS OTHERWISE SPECIFIED.
- REMOVE ALL TOP SOIL, UNCOMPACTED FILL OR OTHER POOR SOIL FROM THE CONSTRUCTION AREA.
- PROVIDE STANDARD 90 DEGREE HOOK DOWELS BETWEEN FOUNDATIONS AND WALLS EQUAL TO THE SIZE AND SPACING OF THE VERTICAL REINFORCING UNLESS SPECIFICALLY NOTED OTHERWISE.
- GRANULAR FILL BELOW SLABS SHALL BE COMPACTED PER GENERAL CONTRACTOR.

D. CONSTRUCTION NOTES

- ANY HOLES CUT IN NEW OR EXISTING CONSTRUCTION THAT ARE NOT DETAILED ON THE STRUCTURAL DRAWINGS SHALL BE REVIEWED WITH THE STRUCTURAL ENGINEER. COORDINATE ALL HOLES AND PENETRATIONS WITH OTHER DISCIPLINES.
- THE STRUCTURE SHALL BE ADEQUATELY BRACED AND SHORED DURING ERECTION AGAINST WIND AND ERECTION LOADS PER GENERAL CONTRACTOR. STRUCTURAL MEMBERS ARE DESIGNED FOR IN-PLACE LOADS ONLY.
- THE CONTRACTOR SHALL NOTIFY THE ENGINEER IMMEDIATELY OF DISCREPANCIES FOUND BETWEEN CONSTRUCTION DOCUMENTS AND ACTUAL FIELD CONDITIONS.
- IN THE CASE OF HOT OR COLD WEATHER CONSTRUCTION, THE GUIDELINES SET PER THE BUILDING CODE SHOULD BE FOLLOWED.

E. SPECIAL INSPECTIONS AND TESTING

- REQUIRED INSPECTIONS AND SUBMITTALS PER MSRC OR AS REQUESTED BY THE BUILDING OFFICIAL.

CAST-IN-PLACE CONCRETE

A. MATERIAL PROPERTIES

1. CONCRETE PROPERTIES:	f_c (PSI) 28 DAYS (INCHES)	SLUMP	MAX. AGGR.	ENTR. AIR (%)	MAX. W/C
FOOTINGS:	5,000	3"-5"	1 1/2"	0	-
WALLS:	4,000	3"-4"	3/4"	6 ± 1.5	-
SLABS, SIDEWALKS:	4,000	3"-4"	3/4"	6 ± 1.5	-

* USE 6% ± 1.5% ENTRAINED AIR IF EXTERIOR CONCRETE.

2. REINFORCING PROPERTIES:	FY (PSI)	ASTM
ALL BARS UNLESS NOTED OTHERWISE:	60,000	A615
TIES & STIRRUPS:	60,000	A615
WELDED WIRE FABRIC (SMOOTH, SHEETS):	65,000	A185
WELDABLE REINFORCEMENT:	60,000	A706
EPOXY COATING:		A775
POLYPROPYLENE FIBERS, FIBERMESH OR EQUAL:	1.5 LB / CY (MIN)	

- CHAIRS AND BOLSTERS SHALL BE PLASTIC OR EPOXY COATED.
- IF CONCRETE SUPPORT BLOCKS ARE USED, THEIR STRENGTH SHALL BE EQUAL TO OR GREATER THAN THAT OF THE CONCRETE BEING PLACED.

B. CONCRETE NOTES

- PERFORM WORK IN ACCORDANCE WITH ACI 301 AND ACI 318.
- CONCRETE CLEAR COVER OVER REINFORCING STEEL SHALL MEET THE REQUIREMENTS OF ACI 318. CONCRETE REINFORCEMENT SHALL BE PLACED ACCORDING TO THE CRSI "RECOMMENDED PRACTICE FOR PLACING REINFORCING BARS".
- PROVIDE A 3/4" CHAMFER ON ALL EXPOSED CONCRETE CORNERS.
- PROVIDE LAP SPLICES AT ALL CORNERS AND INTERSECTIONS, SAME SIZE AND SPACING AS HORIZONTAL REINFORCING.
- PROVIDE SUPPORTS AND SPACERS FOR ALL REINFORCING.
- CONSOLIDATE ALL CONCRETE, INCLUDING SLABS, BY VIBRATING.
- ALL CONCRETE SHOWN SHALL BE REINFORCED. PLANS, SECTIONS AND DETAILS SHOWN WITHOUT REINFORCEMENT ARE INTENDED TO SHOW DIMENSIONS AND DETAILS OF CONSTRUCTION ONLY. REINFORCEMENT OF THESE SECTIONS SHALL BE PROVIDED IN ACCORDANCE WITH THE DETAILS SHOWING REINFORCEMENT.
- LAP ALL SPLICES 48 BAR DIAMETERS. MINIMUM UNLESS NOTED OTHERWISE OR REQUIRED PER ACI 318.
- MIX DESIGNS SHALL INCORPORATE ADMIXTURES AS APPROPRIATE FOR ENVIRONMENTAL CONDITIONS.
- SEE ARCHITECTURAL PLANS FOR DEPRESSED OR SLOPED AREAS IN FLOORS.
- REINFORCE ALL SLABS ON GRADE WITH #3 BARS AT 18" O.C. EACH WAY, U.N.O. OPTION TO USE FIBERMESH REINFORCING OR WWF. ALL LAPS IN WWF SHALL BE ONE MESH PLUS TWO INCHES AT SPLICES.
- CONCRETE SLABS ON GRADE SHALL BE PLACED ON A 4" COMPACTED GRANULAR FILL, MIN. U.N.O.
- MAXIMUM SPACING FOR CONTROL JOINTS IN SLABS ON GRADE SHALL BE 15'-0", U.N.O.
- PROVIDE EXTRA REINFORCING ON EACH FACE AROUND ALL OPENINGS 24" OR LARGER IN ALL SLABS & WALLS EQUAL TO (2) #5 BARS ON ALL FOUR SIDES AND EXTEND 2 FEET BEYOND OPENINGS.

CARPENTRY

A. DIMENSIONAL LUMBER

- DESIGN AND CONSTRUCTION SHALL CONFORM TO AF&PA NDS.
- ALL DIMENSIONAL LUMBER SHALL BE GRADE STAMPED AND COMPLY WITH DOC/PS-20 GRADING AND INSPECTION REQUIREMENTS.
- DIMENSIONAL LUMBER SHALL MEET THESE MINIMUM GRADES U.N.O.:
STUDS, TRIMMERS: HF, DF, SPF OR SYP, STUD GRADE
LINTELS, BEAMS: HF, DF, SPF OR SYP NO. 2 OR BETTER
PLATES: HF, DF, SPF OR SYP NO. 2 OR BETTER
MISC. BLKG., FURRING: HF, DF, SPF OR SYP STD. OR BETTER.
- ALL FOUNDATION SILLS OR PLATES THAT ARE IN CONTACT WITH CONCRETE OR MASONRY AND ALL WOOD THAT IS WITHIN 6" OF FINISHED GRADE OR EXPOSED TO THE ELEMENTS SHALL BE PRESSURE TREATED.
- ALL STRUCTURAL WOOD FRAMING SHALL BE FASTENED ACCORDING TO IRC UNLESS MORE STRINGENT FASTENING IS SPECIFIED.
- WOOD JOISTS, TRUSSES, ETC. SHALL BEAR THE FULL WIDTH OF THE SUPPORTING MEMBER (STUD WALL, BEAM, ETC.) UNLESS NOTED OTHERWISE.
- WOOD LINTELS SHALL HAVE A FULL 1 1/2 INCH LENGTH OF BEARING AT EACH END UNLESS NOTED OTHERWISE.
- WOOD LINTELS THAT TAKE OUT-OF-PLANE WIND LOADING SHALL PROVIDE THE FOLLOWING NUMBER OF KING STUDS UNLESS NOTED OTHERWISE:
a. OPENINGS LESS THAN 6'-0" - 1 KING STUD
b. OPENINGS 6'-0" TO 10'-0" - 2 KING STUDS
c. OPENINGS 10'-0" TO 14'-0" - 3 KING STUDS
d. OPENINGS GREATER THAN 14'-0" - AS NOTED ON DRAWINGS

- ALL BEAMS AND JOISTS NOT BEARING ON SUPPORTING MEMBERS SHALL BE FRAMED WITH PREFABRICATED METAL JOIST HANGERS OF REQUIRED CAPACITY, MANUFACTURED BY SIMPSON OR EQUAL. ALL HANGERS IN CONTACT WITH TREATED LUMBER SHALL BE G185 HOT DIPPED GALVANIZED OR EQUAL.
- FOUNDATION PLATES AND SILLS SHALL BE BOLTED TO THE FOUNDATION OR FOUNDATION WALL USING 1/2" DIA. A307 BOLTS WITH A NUT AND 2"x2" SQUARE WASHER AND A MINIMUM EMBEDMENT OF 7" INTO CONCRETE OR MASONRY. BOLTS SHALL BE SPACED AT NO MORE THAN 6'-0" o.c. BOLTS SHALL BE SPACED AT NO MORE THAN 4'-0" o.c. FOR BASEMENT WALLS UNLESS NOTED OTHERWISE. THERE SHALL BE A MINIMUM OF (2) BOLTS PER PIECE AND SHALL NOT BE MORE THAN 12" OR LESS THAN 4" FROM THE ENDS OF THE PIECE.

- WHERE POSTS OCCUR ABOVE AND BELOW FLOORS, PROVIDE SOLID BLOCKING WITHIN FLOOR SPACE AT LEAST EQUAL IN SIZE TO POST ABOVE. ALL POST LOADS SHALL BE CONTINUOUS TO FOUNDATION LEVEL.
- COORDINATE LOCATION OF WALL STUDS AND SHEAR WALL TIE DOWNS WITH ANCHORS INSTALLED IN FOUNDATION WALLS.
- EXTERIOR WALLS AND LOAD BEARING WALLS SHALL BE 2x6's AT 16" ON CENTER, UNLESS NOTED OTHERWISE. INTERIOR WALLS SHALL BE 2x4's AT 16" ON CENTER UNLESS NOTED OTHERWISE.

B. ENGINEERED LUMBER

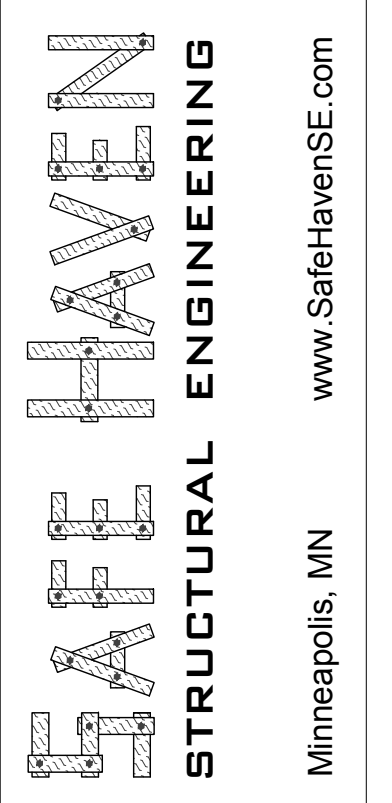
- ENGINEERED LUMBER SHALL MEET THESE MINIMUM PROPERTIES:
 $F_b = 2850$ PSI ALLOWABLE BENDING STRENGTH.
 $F_v = 285$ PSI ALLOWABLE SHEAR STRENGTH.
 F_c (perp.) = 650 PSI ALLOW. COMPR. STR. PERP. TO GRAIN.
 $E = 2,000,000$ PSI MODULUS OF ELASTICITY.
- ALL ENGINEERED LUMBER SHALL BE SUPPLIED IN THE SIZES NOTED. MULTIPLE MEMBER WOOD BEAMS OR COLUMNS SHALL BE NAILED TOGETHER WITH (3) ROWS OF 16d NAILS AT 12" oc OR 4 ROWS OF 16d NAILS AT 12" oc FOR 14", 16" AND 18" BEAMS, STAGGERED UNLESS NOTED OTHERWISE.
- MSL LUMBER SHALL MEET THESE MINIMUM PROPERTIES:
 $F_b = 1350$ PSI ALLOWABLE BENDING STRENGTH.
 $F_v = 135$ PSI ALLOWABLE SHEAR STRENGTH.
 F_c (perp.) = 425 PSI ALLOW. COMPR. STR. PERP. TO GRAIN.
 $E = 1,300,000$ PSI MODULUS OF ELASTICITY.
- ENGINEERED LUMBER (PSL) SHALL MEET THESE MINIMUM PROPERTIES:
 $F_b = 2400$ PSI ALLOWABLE BENDING STRENGTH.
 $F_v = 285$ PSI ALLOWABLE SHEAR STRENGTH.
 F_c (perp.) = 650 PSI ALLOW. COMPR. STR. PERP. TO GRAIN.
 $E = 1,800,000$ PSI MODULUS OF ELASTICITY.
- ALL EXTERIOR ENGINEERED LUMBER EXPOSED TO THE ELEMENTS SHALL BE PRESSURE TREATED, TYPICAL.

C. WOOD TRUSSES

- THE DESIGN AND FABRICATION OF ALL TRUSSES SHALL CONFORM TO ANSITPI 1 AND AF&PA NDS.
- FURNISH AND INSTALL ALL BRIDGING, END WALL BRACING, TRUSS TO BEAM CONNECTIONS, HEADERS AND BOTTOM CHORD EXTENSIONS, ETC. AS NECESSARY TO PROVIDE A COMPLETE INSTALLATION.
- TEMPORARILY BRACE TRUSSES IN ACCORDANCE TO MANUFACTURER'S RECOMMENDATIONS AND/OR TRUSS PLATE INSTITUTE HIB-91.
- PLACEMENT OF MECHANICAL UNITS AND/OR HANGERS SUPPORTED BY TRUSSES IS SUBJECT TO THE APPROVAL OF A STRUCTURAL ENGINEER.
- TRUSSES SHALL NOT BE CUT, NOTCHED, DRILLED OR OTHERWISE ALTERED WITHOUT WRITTEN APPROVAL FROM A REGISTERED DESIGN PROFESSIONAL.
- DEFLECTION LIMITS:
ROOF LIVE LOAD: L/360.
FLOOR LIVE LOAD: L/480.
- TRUSS MANUFACTURER SHALL DESIGN TRUSSES TO BRACE TOP OF FOUNDATION WALL, TYP. WORKING LOAD AT TOP OF WALL = 600 PLF.
- PROVIDE METAL FRAMING ANCHORS AT TRUSS BEARING TO MECHANICALLY FASTEN THE TRUSS TO THE BEARING WALL OR SUPPORTING MEMBER PER TRUSS MANUFACTURER.
- SPACING OF ROOF TRUSSES SHALL NOT EXCEED 2'-0" ON CENTER AND 19.2" FOR FLOOR TRUSSES.
- TRUSS MANUFACTURER SHALL PROVIDE A TRUSS LAYOUT AND CERTIFIED TRUSS DRAWINGS PRIOR TO THE BEGINNING OF CONSTRUCTION.
- TRUSS MANUFACTURER TO SPECIFY IF ROOF SHEATHING NEEDS TO BE APPLIED BEFORE PLACING "OVER-FRAMING".
- TRUSS MANUFACTURER TO ACCOMMODATE FOR ADDITIONAL DEAD LOAD SUCH AS TILE FLOORS, KITCHEN ISLANDS, FIRE PLACES, ETC. SEE ARCH. PLANS AND COORDINATE WITH GENERAL CONTRACTOR.

D. WOOD STRUCTURAL PANELS

- WOOD STRUCTURAL PANELS SHALL CONFORM TO THE REQUIREMENTS FOR ITS TYPE IN DOC/PS-1 OR DOC/PS-2. EACH PANEL SHALL BE IDENTIFIED FOR GRADE AND GLUE TYPE BY THE TRADEMARKS OF AN APPROVED TESTING AND GRADING AGENCY.
- WALL SHEATHING SHALL BE 7/16" APA RATED PANELS.
 - PROVIDE EXTERIOR OR EXPOSURE 1 GRADE. PANELS SHALL BE CONTINUOUS OVER TWO OR MORE SPANS AND LONG DIMENSION OF PANEL SHALL BE EITHER PERPENDICULAR OR PARALLEL TO SUPPORTS.
 - FASTEN WALL SHEATHING WITH 8d NAILS SPACED AT 6" ON CENTER AT SUPPORT EDGES AND 12" ON CENTER AT INTERMEDIATE SUPPORTS. LEAVE 1/8" GAP AT ALL END AND EDGE JOINTS TO ALLOW FOR EXPANSION - STAGGER END JOINTS OF PANELS.
 - REFER TO PLAN AND NOTES FOR ANY SPECIAL SHEAR WALL NAILING CONDITIONS. ALL SHEATHING SHALL BE FULLY BLOCKED, UNLESS NOTED OTHERWISE.
 - 1 1/2" ZIP SHEATHING SHALL BE FASTENED W/ .131-INCH SHANK NAILS AT 4" ON CENTER ALONG EDGES (FULLY BLOCKED) AND 12" ON CENTER AT INTERMEDIATE SUPPORTS, MINIMUM. PROVIDE 2" MINIMUM EMBEDMENT, TYPICAL.
- GYPSUM WALL SHEATHING SHALL BE A MINIMUM OF 1/2" FASTENED WITH 6d COOLER OR WALLBOARD NAILS AT 7" ON CENTER TO ALL FRAMING MEMBERS UNLESS NOTED OTHERWISE.
- ROOF SHEATHING SHALL BE 19/32" APA RATED PANELS.
 - A MINIMUM OF 32/16 SPAN RATING IS RECOMMENDED.
 - PROVIDE PANEL CLIPS, ONE BETWEEN EACH SUPPORT, FOR SUPPORTS SPACED GREATER THAN 16" ON CENTER.
 - PROVIDE EXTERIOR OR EXPOSURE 1 GRADE. PANELS SHALL BE CONTINUOUS OVER TWO OR MORE SPANS AND LONG DIMENSION OF PANEL SHALL BE EITHER PERPENDICULAR OR PARALLEL TO SUPPORTS.
 - FASTEN ROOF SHEATHING WITH 8d NAILS SPACED AT 6" ON CENTER AT SUPPORT EDGES AND 12" ON CENTER AT INTERMEDIATE SUPPORTS. LEAVE 1/8" GAP AT ALL END AND EDGE JOINTS TO ALLOW FOR EXPANSION - STAGGER END JOINTS OF PANELS.
- FLOOR SHEATHING SHALL BE 3/4" TONGUE AND GROOVE APA RATED PANELS.
 - PANELS SHALL BE CONTINUOUS OVER TWO OR MORE SPANS AND LONG DIMENSION OF PANEL SHALL BE EITHER PERPENDICULAR OR PARALLEL TO SUPPORTS.
 - FASTEN FLOOR SHEATHING WITH 8d NAILS OR SPACED AT 6" ON CENTER AT SUPPORT EDGES AND 12" ON CENTER AT INTERMEDIATE SUPPORTS.
- NAIL SIZE AND PATTERN SHALL BE PER IBC UNLESS NOTED OTHERWISE.



www.SafeHavenSE.com

Minneapolis, MN

I HEREBY CERTIFY that this plan, specification or report was prepared by me or under my direct supervision and that I am a duly Licensed Professional Engineer under the laws of the State of Minnesota.

SIGNATURE: *Derek O Phillips*
PRINTED NAME: Derek O Phillips
DATE: 6/10/26 REG. NO.: 47507

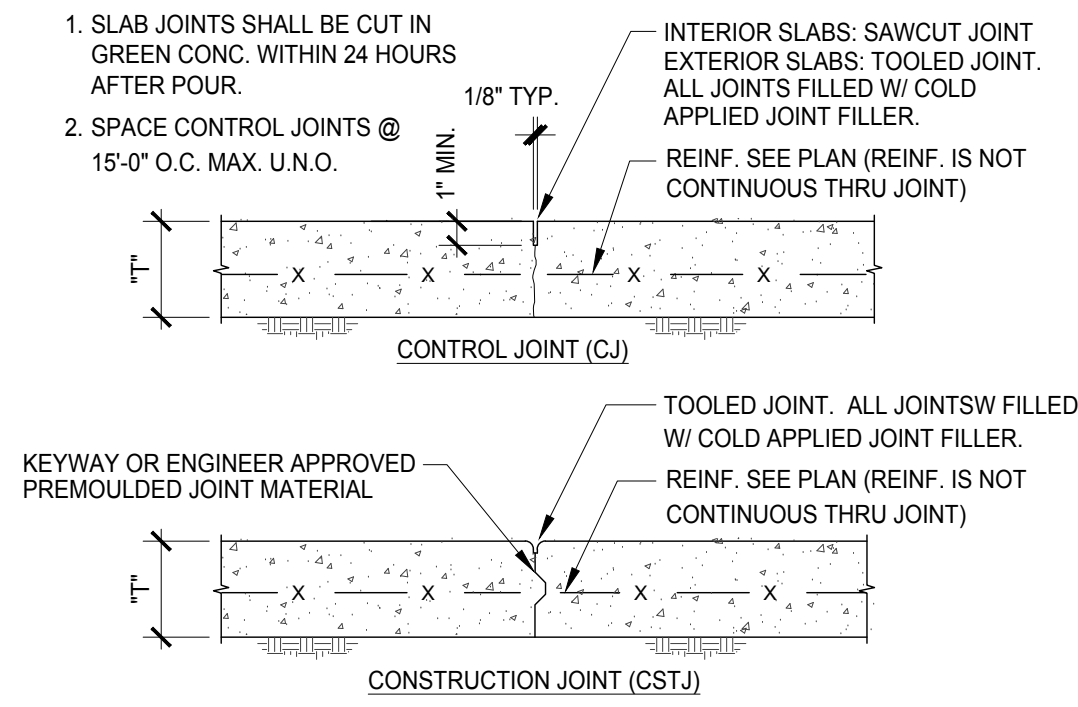
CLIENT:	MARNIE PEICHEL	
PROJECT NUMBER:	26406	
PHASE:	PERMIT	
FILE:	26406_8730MoraineDr_S1.dwg	
DRAWN BY:	DOP	
COPYRIGHT:	SAFE HAVEN SE	
ISSUE DATE:	6/10/26	
NO.	DESCRIPTION	DATE

STRUCTURAL NOTES

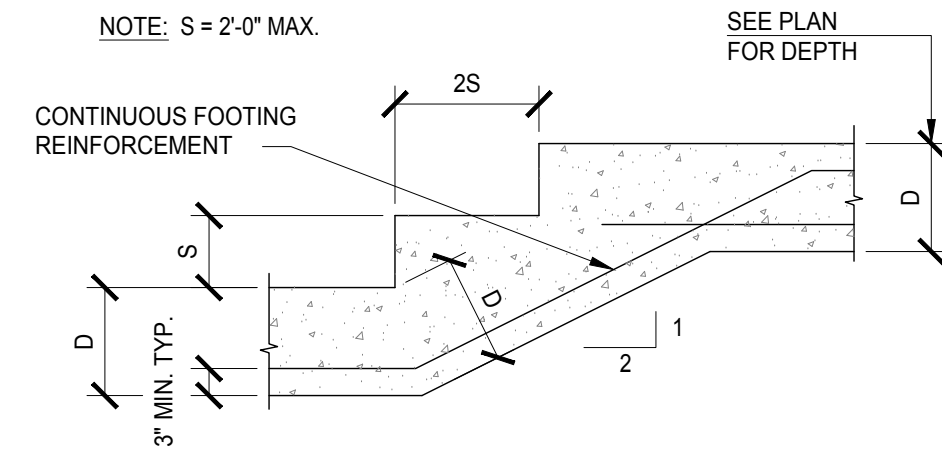
8730 MORaine ADDITION
8730 MORaine DRIVE
SHAKOPEE, MN

NOTE:

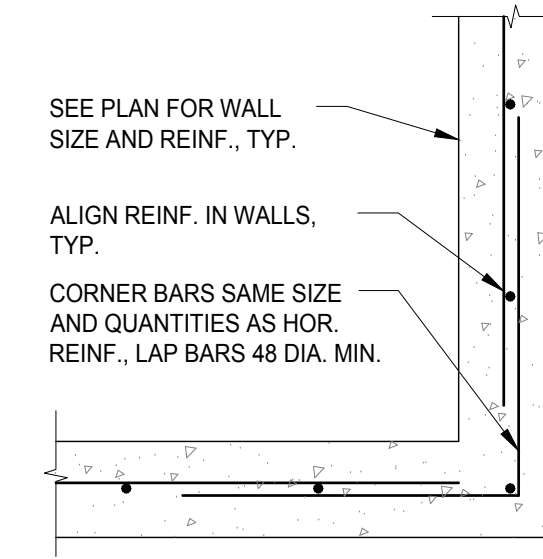
1. SLAB JOINTS SHALL BE CUT IN GREEN CONC. WITHIN 24 HOURS AFTER POUR.
2. SPACE CONTROL JOINTS @ 15'-0" O.C. MAX. U.N.O.



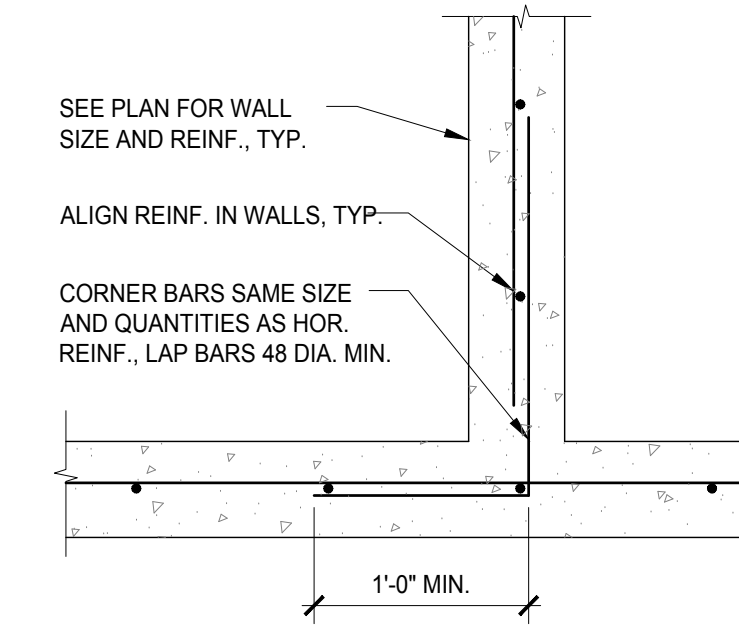
1 DETAIL - CONSTRUCTION JOINT
NO SCALE



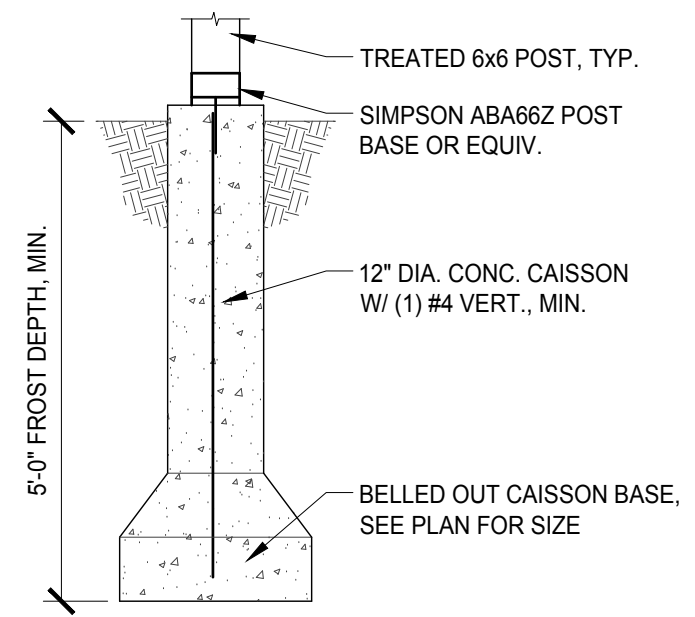
2 DETAIL - TYP. STEP FTG.
NO SCALE (AS NEEDED)



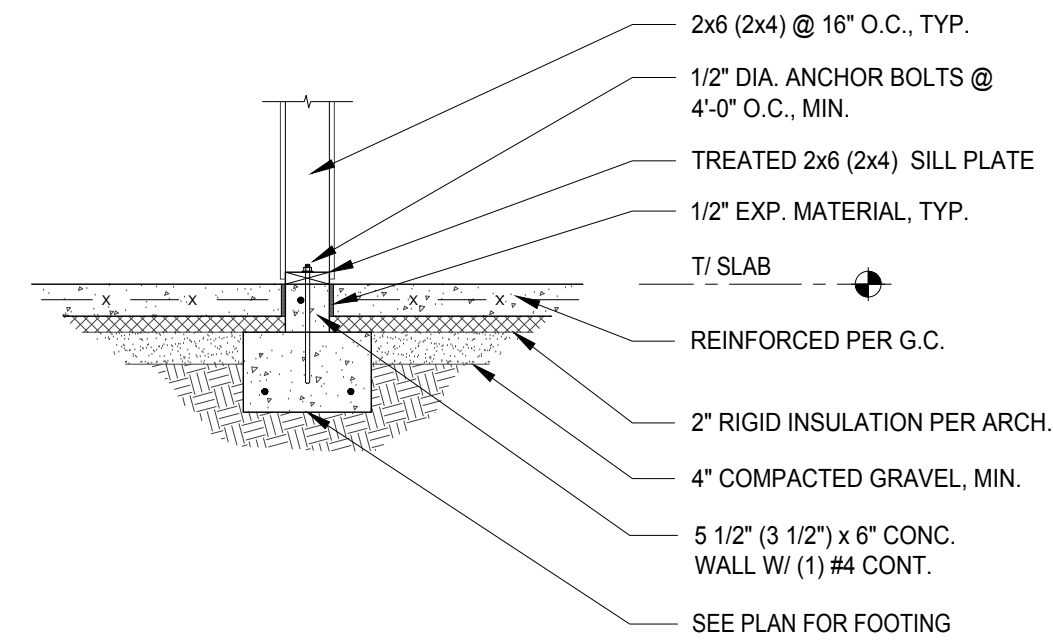
3 DETAIL - TYP. CORNER JOINT
NO SCALE



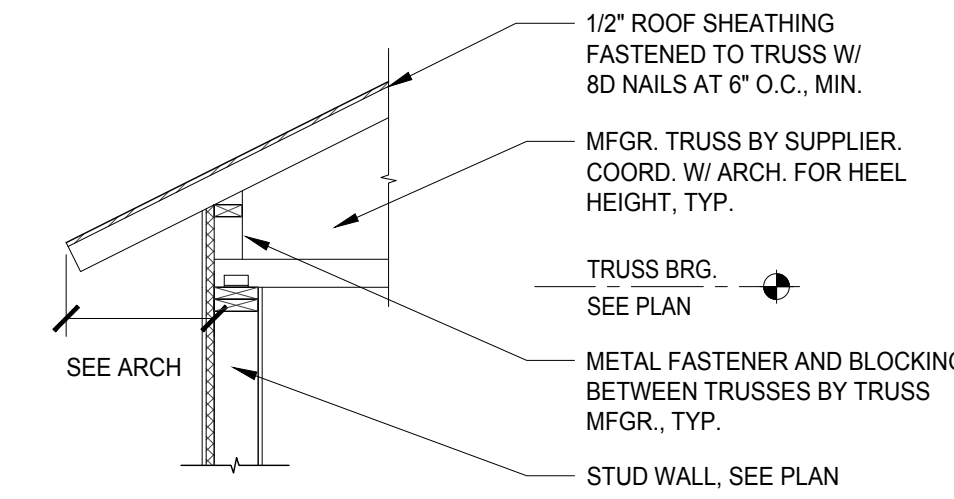
4 DETAIL - TYP. T-INTERSECTION
NO SCALE



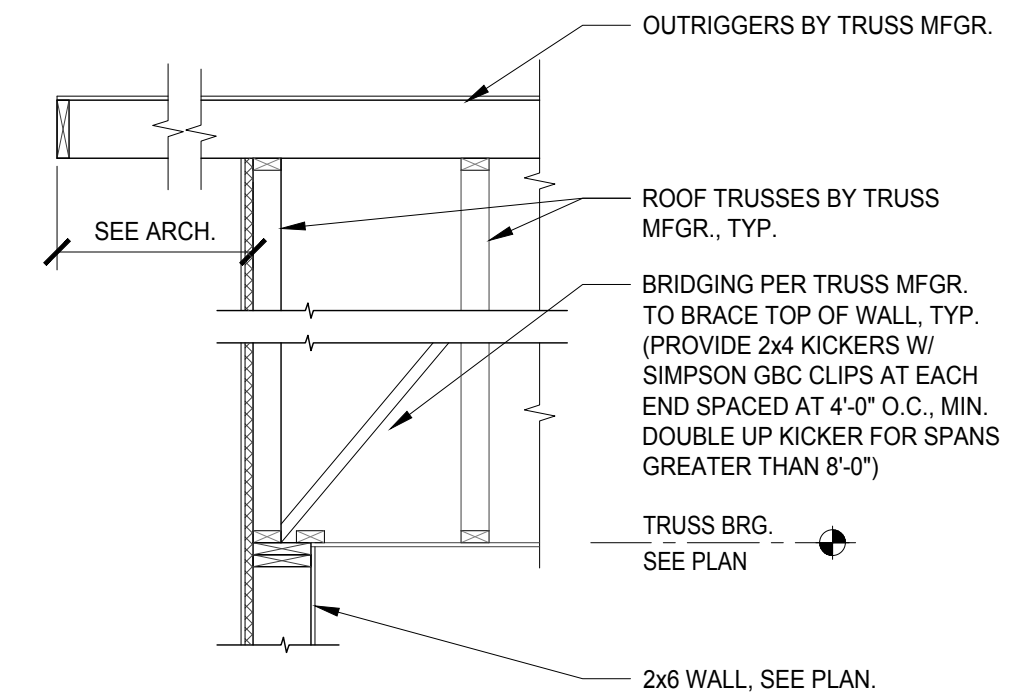
5 DETAIL - BELL SHAPED CAISSON
NO SCALE



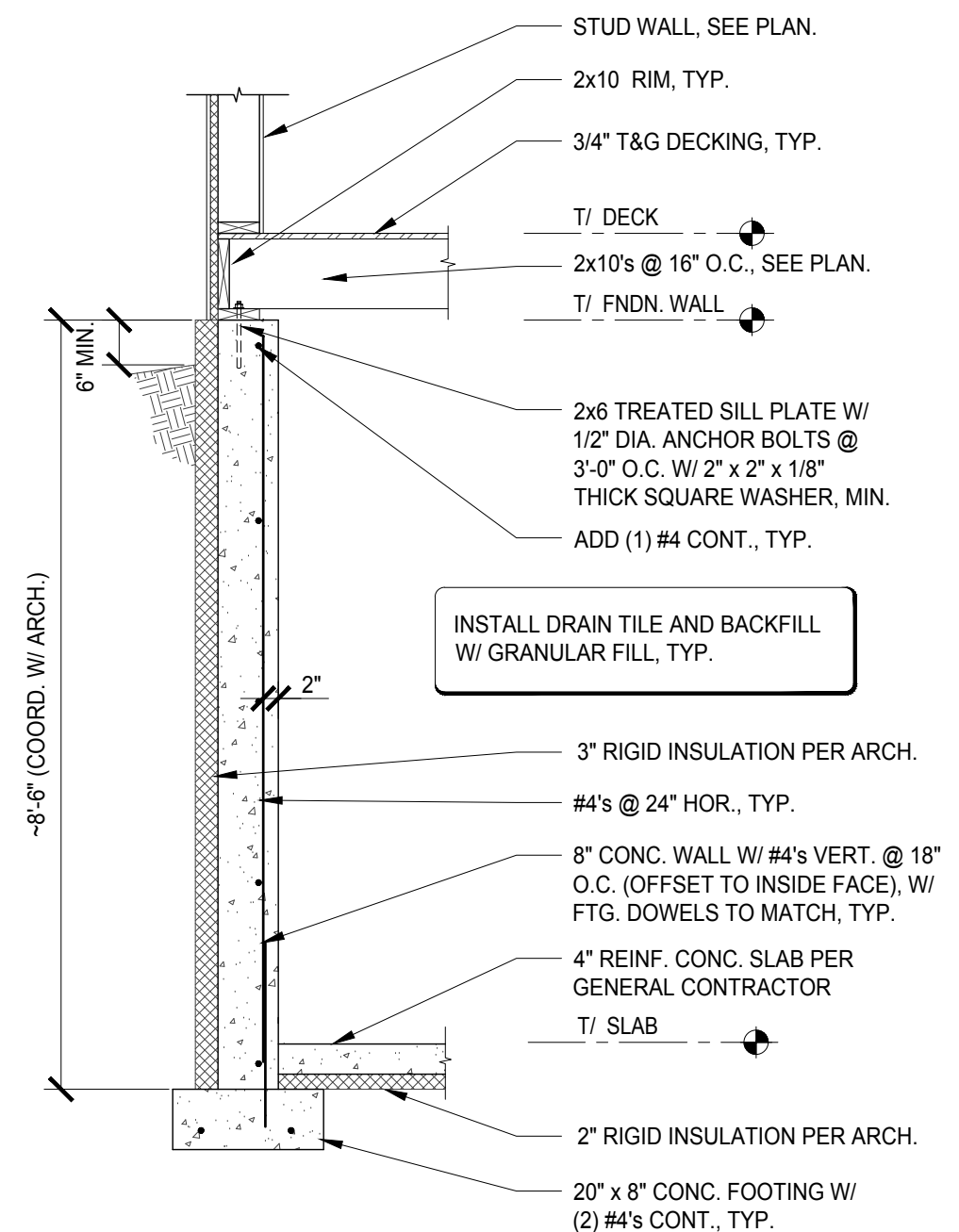
6 DETAIL - BRG. WALL FTG.
1/2" = 1'-0"



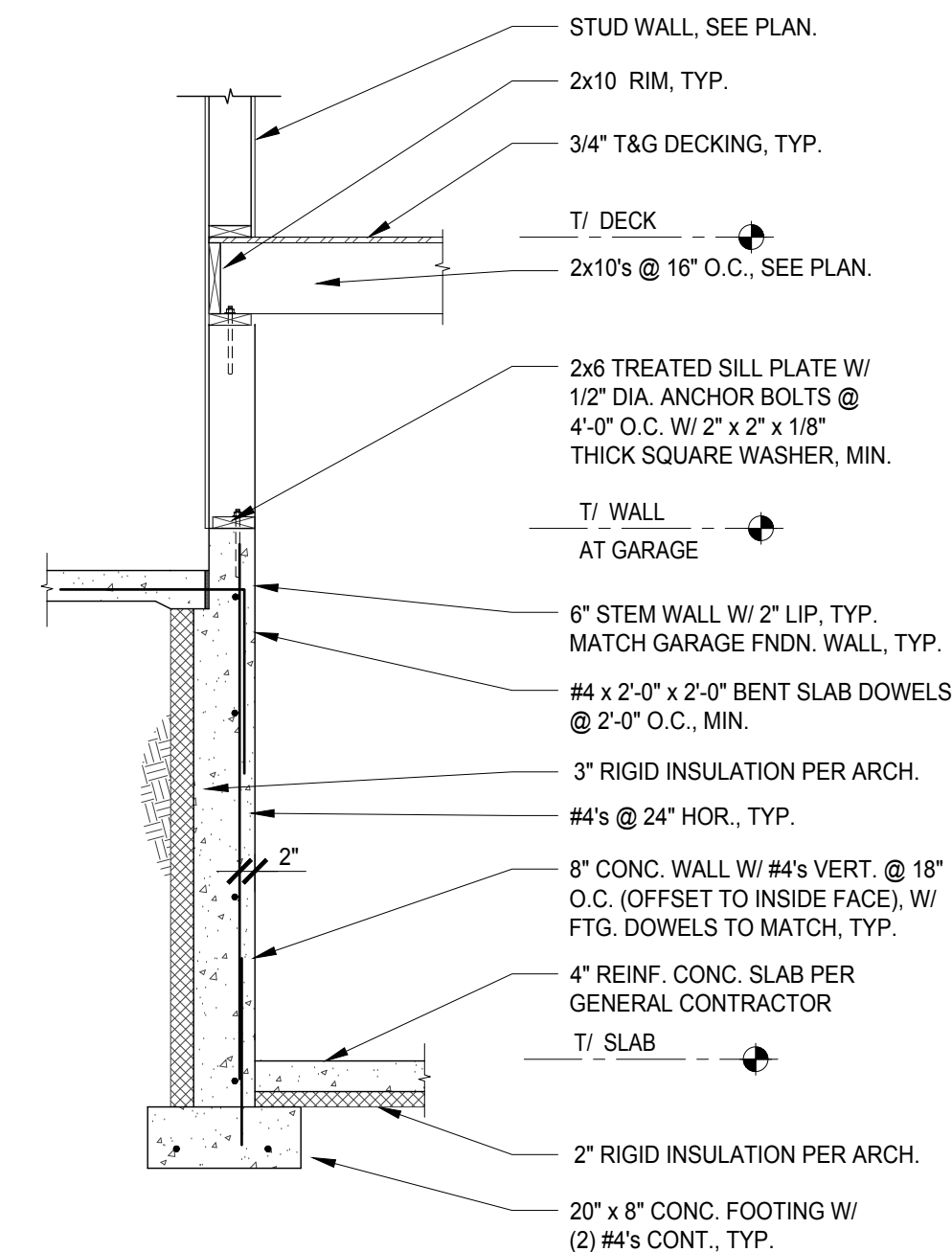
7 DETAIL - MFR. TRUSS BRG.
NO SCALE



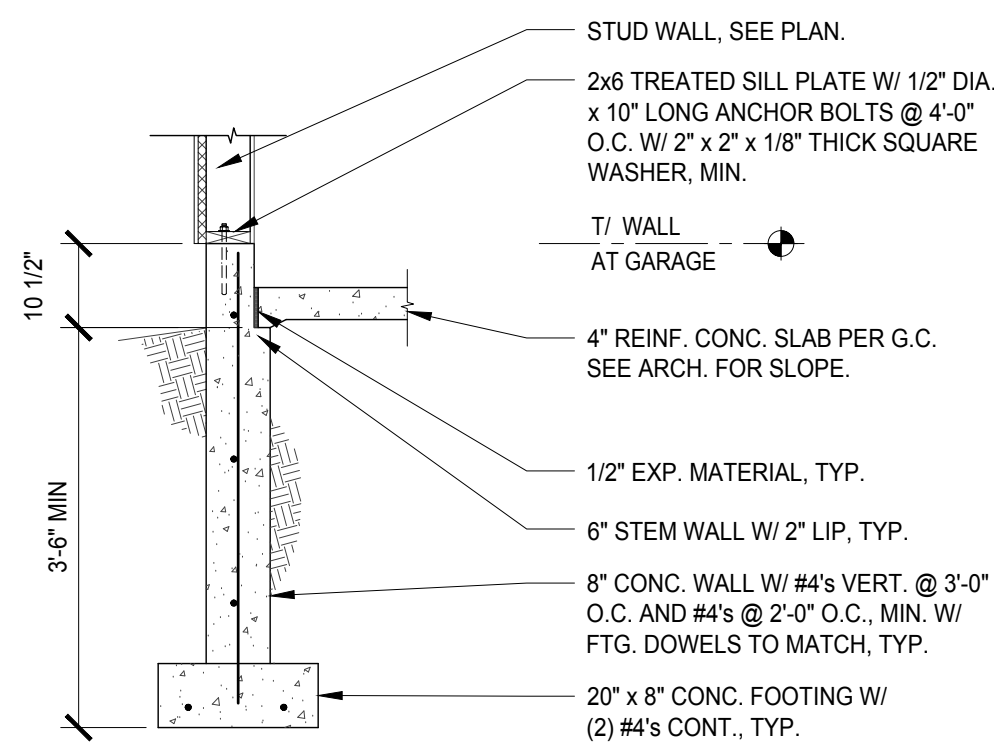
8 DETAIL - TRUSS @ END WALL
NO SCALE



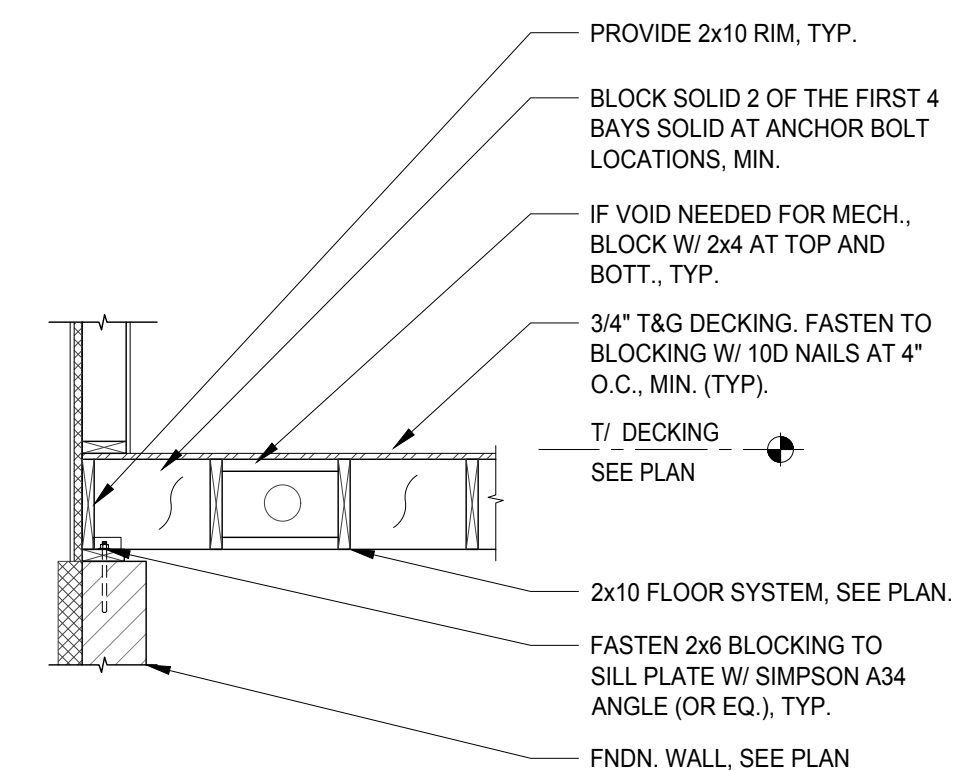
9 DETAIL - TYP. FOUNDATION WALL
1/2" = 1'-0" WALL W6



10 DETAIL - COMMON WALL @ GARAGE
1/2" = 1'-0" WALL W6



11 DETAIL - GARAGE TYP. FNDN. WALL
1/2" = 1'-0" WALL W5



12 DETAIL - TYP. FLOOR BLOCKING
1/2" = 1'-0" @ FNDN. WALL

I HEREBY CERTIFY that this plan, specification or report was prepared by me or under my direct supervision and that I am a duly Licensed Professional Engineer under the laws of the State of Minnesota.

DATE: 6/10/26 REG. NO.: 47507

CLIENT:	MARNIE PEICHEL	
PROJECT NUMBER:	26406	
PHASE:	PERMIT	
FILE:	26406_8730MoraineDr_S2.dwg	
DRAWN BY:	DOP	
COPYRIGHT:	SAFE HAVEN SE	
ISSUE DATE:	6/10/26	
NO.	DESCRIPTION	DATE

Home Energy Rating Certificate

Projected Report
Based on Plans

Rating Date: 2026-06-15

Registry ID:

Ekotrope ID: dmQIKEMd



HERS® Index Score:

47

Your home's HERS score is a relative performance score. The lower the number, the more energy efficient the home. To learn more, visit www.hersindex.com

Annual Savings

\$5,774

*Relative to an average U.S. home

Home:

8730 Moraine Drive
Shakopee, MN 55379

Builder:

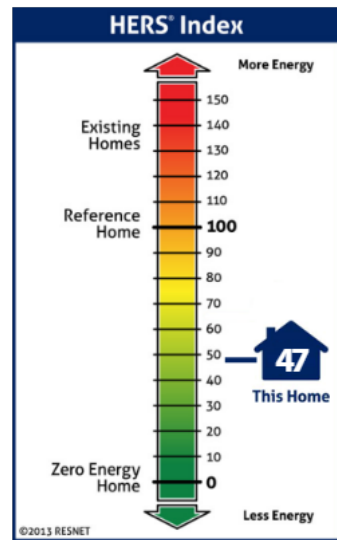
TBD

Your Home's Estimated Energy Use:

	Use [MBtu]	Annual Cost
Heating	212.1	\$2,511
Cooling	0.0	\$0
Hot Water	2.9	\$128
Lights/Appliances	22.0	\$997
Service Charges		\$306
Generation (e.g. Solar)	0.0	\$0
Total:	236.9	\$3,941

This home meets or exceeds the criteria of the following:

ENERGY STAR v3.3
ENERGY STAR v3.2
ENERGY STAR v3.1



Home Feature Summary:

Home Type:	Single family detached
Model:	N/A
Community:	Scott County Moraine CLT Phase II
Conditioned Floor Area:	3,085 ft ²
Number of Bedrooms:	4
Primary Heating System:	Furnace • Natural Gas • 95 AFUE
Primary Cooling System:	Air Source Heat Pump • Electric • 15.2 SEER2
Primary Water Heating:	Residential Water Heater • Electric • 3.35 UEF
House Tightness:	2 ACH50
Ventilation:	60 CFM • 60 Watts (Default) • ERV
Duct Leakage to Outside:	4 CFM25 / 100 ft ²
Above Grade Walls:	R-28
Ceiling:	Vented Attic, R-60
Window Type:	U-Value: 0.27, SHGC: 0.3
Foundation Walls:	R-15
Framed Floor:	R-30

Rating Completed by:

Energy Rater: Michael Boerst
RESNET ID: 7176148

Rating Company: Heartland Energy Consultants LLC
3136 S Ave North English, IA 52316
319-440-6903

Rating Provider: Building Efficiency Resources
PO Box 1769 Brevard, NC 28712
800-399-9620



Michael Boerst

Michael Boerst, Certified Energy Rater
Digitally signed: 6/15/26 at 2:02 PM



Energy savings calculated without modifications to the energy model. (As Modeled)

Ekotrope RATER - Version:5.2.2.3880

The Energy Rating Disclosure for this home is available from the Approved Rating Provider.

This report does not constitute any warranty or guarantee.

ENERGY STAR V3.2 Home Report



Property

8730 Moraine Drive
Shakopee, MN 55379
Community: Scott County Moraine CLT

Organization

Heartland Energy Consultan
Michael Boerst
651-666-0428

Inspection Status

Results are projected

8730 Moraine Drive
As-Designed

Builder
TBD

Mandatory Requirements

- ✓ Duct leakage at post construction better than or equal to applicable requirements.
- ✓ Total building thermal envelope UA meets or exceeds applicable requirements.
- ✓ Envelope insulation achieves RESNET Grade I installation, or uses exceptions in footnote 5.
- ✓ Total window thermal properties meet or exceed the applicable requirements
- ✓ Duct insulation meets the EPA minimum requirements of R-6.
- ✓ Mechanical ventilation system is installed in the home.
- ✓ Measured air leakage rate meets or exceeds applicable requirements.
- ✓ ENERGY STAR Checklists fully verified and complete.

ERI (HERS) Index Target

Reference Home ERI (HERS)	49
SAF (Size Adjustment Factor)	1.00
SAF Adjusted ERI (HERS) Target	49
As Designed Home ERI (HERS)	47
As Designed Home ERI (HERS) w/o PV	47

Normalized, Modified End-Use Loads (MBtu / year)

	ENERGY STAR	As Designed
Heating	126.5	122.1
Cooling	0.0	0.0
Water Heating	5.6	2.7
Lights and Appliances	20.9	23.0
Total	153.0	147.7



This home **MEETS** or **EXCEEDS** the energy efficiency requirements for designation as an EPA ENERGY STAR Qualified Home under Version 3.2

Pollution Prevented

Type of Emissions	Reduction
Carbon Dioxide (CO ₂) - tons/yr	0.7

Energy Cost Savings

	\$/yr
Heating	5
Cooling	0
Water Heating	141
Lights & Appliances	-51
Generation Savings	0
Total	95

The energy savings and pollution prevented are calculated by comparing the Rated Home to the ENERGY STAR Version 3.2 Reference Home as defined in the ENERGY STAR Qualified Homes ERI (HERS) Target Procedure for National Program Requirements, Version 3.2 promulgated by the Environmental Protection Agency (EPA). In accordance with the ANSI/RESNET/ICC 301 Standard, building inputs affecting setpoints infiltration rates, window shading and the existence of mechanical systems may have been changed prior to calculating loads

DESCRIPTION OF PROPERTY SURVEYED

Lot 5, Block 1, MORAINE ADDITION, Scott County, MN

General Notes

- This Drawing was prepared for Scott County CDA Community Land Trust.
- Bearings are based on the Scott County Coordinate System.
- BENCHMARK:** The elevations hereon are based on an assumed datum.
Site BM are as follows:
Site BM #1 is the top nut of a fire hydrant located at the easterly end of the cul-de-sac on Moraine Drive. Elevation = 808.38
Site BM #2 is the top nut of a fire hydrant located on the south side of Moraine Drive adjacent to the northeast corner of Lot 1, Block 1, said Moraine Addition.
Elevation = 815.92
- Proposed Grades shown adjacent to building foundation refers to top of black dirt.
- Silt Fence is to be placed on the lot line around the perimeter of the parcel before home construction.
- 6-inches of elevation drop within 10-feet of the proposed building perimeter, minimum 2% grade for remaining lot, maximum 25%.
- The background site information is per CAD files provided by the client and prepared by WSB and Associates.
- Proposed site information is shown per Site Plan, prepared by Marnie Peichel Architecture and Design, dated March 17, 2026.
- Per a phone call with the Contractor, KA Witt Construction, on October 2, 2025, the garage floor is pitched for a 3" drop from rear to front.
- The proposed driveway and sidewalk shown hereon is conceptual only and does not purport to show the driveway will be built.

Development Plan Restrictions

Zoned: R-1B, Urban residential Zone

Setbacks:

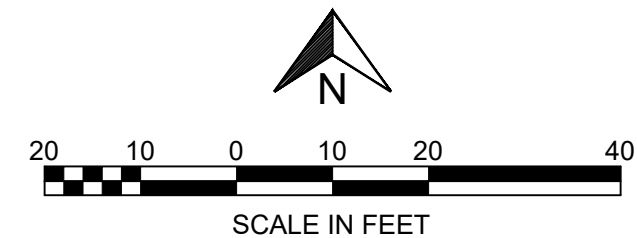
Front Yard: 30 feet (per covenant)	City Setback: 25 Feet
Side Yard: 10 feet (per covenant)	City Setback: 5-7 Feet
Rear Yard: 30 feet	City Setback: 30 Feet

Development Plan Lot Elevations

GFE = 809.00
FFE = 813.30
LFE = 805.30
LOE = 809.30

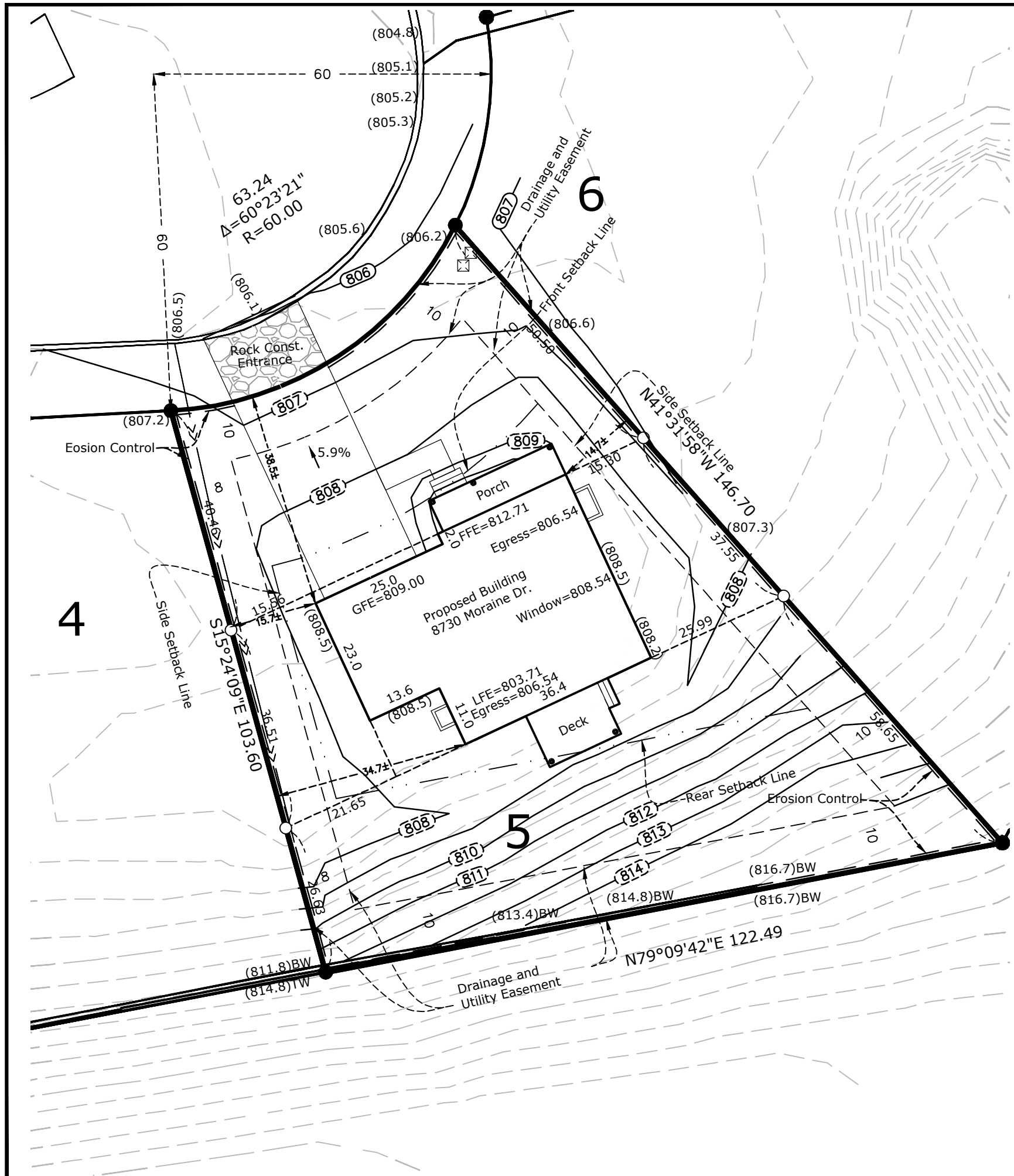
Proposed Lot Elevations

GFE(Front)	= 809.00
GFE(Rear)	= 809.25
TOF(Garage)	= 809.59
FFE	= 812.71
TOF(House)	= 811.73
LFE	= 803.71
LOE	= 808.50
(Adjacent Grade)	



Linetype & Symbol Legend

ELECTRIC LINE (RECORD)	AIR CONDITIONER	UTILITY VAULT
FIBER/COMM. LINE (RECORD)	CABLE TV BOX	UTILITY MANHOLE
GASMAIN (RECORD)	ELECTRIC MANHOLE	ELECTRICAL OUTLET
OVERHEAD UTILITIES	ELECTRIC TRANSFORMER	HAND HOLE
SANITARY SEWER	ELECTRICAL METER	BOLLARD
SANITARY SEWER (RECORD)	FIBER/COMM. MANHOLE	FLAG POLE
STORM SEWER	GUY WIRE	FUEL TANK
STORM SEWER (RECORD)	GAS METER	HANDICAP SYMBOL
TELEPHONE LINE	GAS MANHOLE	LIGHT POLE
TELEPHONE LINE (RECORD)	GAS VALVE	MAIL BOX
WATERMAIN (RECORD)	ROOF DRAIN	SIGN
CHAINLINK FENCELINE	SEWER CLEAN OUT	CONIFEROUS TREE
WOODEN FENCELINE	SANITARY MANHOLE	DECIDUOUS TREE
GUARDRAIL	STORM MANHOLE	SOIL BORING
CONCRETE SURFACE	CATCH BASIN	FOUND IRON MONUMENT
PAVER SURFACE	FLARED END SECTION	SET OR TO BE SET IRON MONUMENT
BITUMINOUS SURFACE	TELEPHONE BOX	CAST IRON MONUMENT
GRAVEL/LANDSCAPE SURFACE	TELEPHONE MANHOLE	GARAGE FLOOR ELEVATION
	TRAFFIC SIGNAL	LFE
	HYDRANT	TOF
	FIRE CONNECTION	FFE
	POST INDICATOR VALVE	PROPOSED SPOT ELEVATION
	WATER MANHOLE	
	WATER VALVE	
	WELL	



8730 Moraine Drive

Shakopee, Scott County, Minnesota 55379

Scott County CDA

100 5th Avenue E., Shakopee, MN 55379

PROJECT

CLIENT

I HEREBY CERTIFY THAT THIS SURVEY, PLAN, OR REPORT WAS PREPARED BY ME OR UNDER MY DIRECT SUPERVISION AND THAT I AM A DULY LICENSED LAND SURVEYOR UNDER THE LAWS OF THE STATE OF MINNESOTA.

RORY L. SYMS-TELIEN
DATE 3/19/2026 LICENSE NO. 44565

QA/QC

FIELD CREW	
DRAWN BY	SW
REVIEWED BY	RS
UPDATED BY	

VICINITY MAP



REVISION SUMMARY

DATE	DESCRIPTION
3-20-2026	Grading Revision
3-8-2026	Update Background Surface
5-14-2026	Garage Shift/Grading Revision
5-18-2026	City Comment

PROJECT NO.: 25308.08

LOT CERTIFICATE

V1.0

Project Name: Moraine Addition - Affordable, Single Family Homes in Community Land Trust
Location (City): 8730 Moraine Dr., Shakopee, MN 55379
Developer/Borrower/ Administrator/ Subrecipient: Scott County CDA Community Land Trust
Architect of Record (optional): Marnie Peichel Architecture and Design, LLC
General Contractor: TBD
HERS Rater/Energy Consult (Person and Entity): Heartland Energy Consultants
This Form Prepared By (Person and Entity): Marnie Peichel
Date Last Updated: 18-Jun-26
Optional Points Claimed: 36

Construction Type:	
<input checked="" type="checkbox"/>	New Construction
<input type="checkbox"/>	Acquisition/ Rehab
Rural/ Tribal/ or Small Town	
<input type="checkbox"/>	Yes
<input checked="" type="checkbox"/>	No

- Single Family New Construction projects must include all applicable "Mandatory" Criteria. **(40)** Optional Criteria points are **encouraged, but are not required**.
- Single Family Rehab projects must include all applicable "Mandatory" Criteria listed in Table 7.02 of the MN Overlay. **(35)** Optional Criteria points are **encouraged, but are not required**.
- The information on this form must reference and reconcile with the **2020** version of the Enterprise Green Communities Criteria as amended with the current/applicable version of the MN Overlay.
- For developments with scattered sites or with different dwelling unit designs, a separate Intended Methods Worksheet form must be provided for each site and each dwelling unit type.
- Items with text in red as such are MN Overlay Criteria items.**
- The "How Will Criteria Be Implemented?....." column must be completed for all Mandatory and selected Optional Criteria points. Provide a detailed description.
- This document is formatted to be printed in a portrait (vertical) letter (11"x 8.5") page format.
- Key to Column Headers: C# = Criteria Number; M/O = Mandatory Criteria or Optional Criteria Points; N/A = Not Applicable; WR = Waiver Request; OP = Selected Optional Points
- [Text in italicized blue as such is "help text" to aid with the completion of this form]*

Col. A C#	Col. B M/O	Column C Criteria Title	Column D Criteria Description <i>[Summary, see full Criteria for complete description]</i>	Column E How Will Criteria Be Implemented? And, where in the plans, specifications, or other place will compliance be documented?	Column D Intent to Comply				
					Yes	No	N/A	WR	OP

1. Integrative Design Category

1.1	0	Integrative Design: Project Priorities Survey (Optional, no points) MN OVERLAY CRITERIA	Complete and submit a Project Priorities Survey. This writable PDF document may be downloaded from the Enterprise Green Communities Criteria website or at the Minnesota Housing Building Standards website: http://www.mnhousing.gov/sites/multifamily/buildingstandards	<i>[If claiming optional points, clearly explain how the project will comply]</i>	<input type="checkbox"/>	<input checked="" type="checkbox"/>	<input type="checkbox"/>	<input type="checkbox"/>	<input type="checkbox"/>	0
1.2	M	Integrative Design: Charrettes and Coordination Meetings (Mandatory)	Develop an integrative design process that works best for your project team and intentions.	<i>Architect designed project to meet Green Communities and Energy Star Version 3.1 requirements, which are included in the written specifications. Rater will complete inspections during construction and post-construction. Pre-construction meeting is held with the contractor to make sure all intended methods will be complied with.</i>	<input checked="" type="checkbox"/>	<input type="checkbox"/>	<input type="checkbox"/>	<input type="checkbox"/>	<input type="checkbox"/>	
1.3	M	Integrative Design: Documentation (Mandatory)	include in the construction/ contract documents for the project all information needed to properly implement the measures intended to meet the MN Overlay and Enterprise Green Communities Criteria.	<i>Architect designed project to meet Green Communities requirements, which are included in the written specifications and noted with Green Communities graphic adjacent to each item requirement. Overlay requirement is also listed at the beginning of the specifications.</i>	<input checked="" type="checkbox"/>	<input type="checkbox"/>	<input type="checkbox"/>	<input type="checkbox"/>	<input type="checkbox"/>	
1.4	0	Integrative Design: Construction Management (Optional, no points) MN OVERLAY CRITERIA	Conduct a pre-construction meeting with the following agenda: 1. Clear statement of Minnesota Housing's Sustainability Policy. 2. Discuss Mandatory and Optional criteria for project. 3. Discuss Building Performance requirements. 4. Discuss air sealing requirements. 5. Discuss schedule for training, education, field mock-ups, inspections, etc. Provide meeting minutes.	<i>[If claiming optional points, clearly explain how the project will comply]</i>	<input type="checkbox"/>	<input checked="" type="checkbox"/>	<input type="checkbox"/>	<input type="checkbox"/>	<input type="checkbox"/>	0
1.5	12 or 15	Resilient Communities: Health Action Plan	Follow the Health Action Plan process. Steps 1 through 6 = [12 points], + Step 7 = [3 Points]. Total [15] Points for all steps. Requirements: 1. Commit to embedding health into the project life cycle. 2. Partner with a public health professional. 3. Collect and analyze community health data. 4. Engage with community stakeholders to prioritize health data strategies. 5. Identify strategies to address those health issues. 6. Create an implementation plan. 7. Create a monitoring plan.	<i>[If claiming optional points, clearly explain how the project will comply]</i>	<input type="checkbox"/>	<input checked="" type="checkbox"/>	<input type="checkbox"/>	<input type="checkbox"/>	<input type="checkbox"/>	0
1.6	10	Resilient Communities: Multi-Hazard Risk/ Vulnerability Assessment	Conduct a four-part assessment (social, physical, functional, strategy) to identify critical risk factors of your property and implement at least two sets of strategies to enable the project to adapt to, and mitigate, climate-related or seismic risks [10 points].	<i>[If claiming optional points, clearly explain how the project will comply]</i>	<input type="checkbox"/>	<input checked="" type="checkbox"/>	<input type="checkbox"/>	<input type="checkbox"/>	<input type="checkbox"/>	0
1.7	8	Resilient Communities: Strengthening Cultural Resilience	Strengthen cultural resilience through one of the following options: <u>Option 1:</u> Complete a Cultural Resilience Assessment [8 points], or <u>Option 2:</u> Convene a Cultural Advisory Group [8 points]	<i>[If claiming optional points, clearly explain how the project will comply]</i>	<input type="checkbox"/>	<input checked="" type="checkbox"/>	<input type="checkbox"/>	<input type="checkbox"/>	<input type="checkbox"/>	0

Subtotal Category 1 Selected Optional Points 0

Col. A	Col. B	Column C	Column D	Column E	Column D				
C#	M/O	Criteria Title	Criteria Description <i>[Summary, see full Criteria for complete description]</i>	How Will Criteria Be Implemented? And, where in the plans, specifications, or other place will compliance be documented?	Intent to Comply				
					Yes	No	N/A	WR	OP

2. Location + Neighborhood Fabric Category

2.1	M	Sensitive Site Selection (Mandatory)	All Projects must: 1. Protect floodplain functions. 2. Conserve and protect aquatic ecosystems. 3. Protect ecosystem function. 4. Conserve the most productive agricultural soils.	<i>Architect designed project to meet Green Communities requirements, which are included in the written specifications and noted with Green Communities graphic adjacent to each item requirement. Overlay requirement is also listed at the beginning of the specifications.</i>	<input checked="" type="checkbox"/>	<input type="checkbox"/>	<input type="checkbox"/>	<input type="checkbox"/>		
2.2	0	Connections to Existing Development and Infrastructure (Optional, no points) MN OVERLY CRITERIA	1. Locate the project on a site that is within or contiguous to existing development. 2. Connect the project to the existing pedestrian network. 3. For sites over five acres, provide connections to the adjacent street network at least 800 linear feet along the perimeter. 4. Tie all planned bike paths/lanes to your site to existing bike paths or lanes that intersect your site.	<i>Project is a new development contiguous to existing residential development. The existing street was extended into a cul de sac for this project. There is a regional bike and walking path accessible at the end of the cul de sac.</i>	<input checked="" type="checkbox"/>	<input type="checkbox"/>	<input type="checkbox"/>	<input type="checkbox"/>		0
2.3	M	Compact Development (Mandatory for NC) MN OVERLAY CRITERIA	Each single family project must be built to, at a minimum, the lesser of the residential density (dwelling units/ acre) of the census block group in which the project is located, or the density disclosed in the Impact Fund Administrator's Application for Funds. If no density is disclosed in the Impact Fund Administrator's Application for Funds, then each SF project must be built, at a minimum, to the residential density (dwelling units/acre) of the census block group in which the project is located. To find the density of the census block group, type the project address into the Center for Neighborhood Technology "Residential Density of a Location" calculator found at http://apps.cnt.org/residential-density . Single family projects in Rural/Tribal/Small Towns that do not have zoning requirements, must be built to, at a minimum, the lesser of five units per acre or the density disclosed in the Impact Fund Administrator's Application for Funds. If no density is disclosed in the Impact Fund Administrator's Application for Funds, then each SF project must be built to, at a minimum, five units per acre.	<i>Density of existing residential development adjacent to project site is 2.83 households per acre. New development is 4.8 acres with 10 units proposed and includes one outlot for water retention/drainage on the development site. This is 2.08 households per acre, which is a greater density than the surrounding residential census block. Each site/lot of development is less than one acre.</i>	<input checked="" type="checkbox"/>	<input type="checkbox"/>	<input type="checkbox"/>	<input type="checkbox"/>		
2.4	5 or 7	Increased Compact Development	Exceed the residential density (dwelling units/acre) of the census block group in which your project is located. Exceed by 2x for [5 points], or Exceed by 3x for [7 points]	<i>Density is greater, but not 2x greater. See above.</i>	<input type="checkbox"/>	<input checked="" type="checkbox"/>	<input type="checkbox"/>	<input type="checkbox"/>		0
2.5	0	Proximity to Services (Optional, no points) MN OVERLAY CRITERIA	Locate the project within a 0.5-mile walk distance of at least four, or a 1-mile walk distance of at least seven, of the listed services. For projects that qualify as Rural/Tribal/Small Town, locate the project within 5 miles of at least four of the listed services. Each "service" type may not be counted more than twice.	<i>Development is a suburban area with services located outside a mile radius.</i>	<input type="checkbox"/>	<input checked="" type="checkbox"/>	<input type="checkbox"/>	<input type="checkbox"/>		0
2.6	0	Preservation of and Access to Open Space for Rural/Tribal/Small Towns (Optional, no points) MN OVERLAY CRITERIA	<u>Option 1:</u> Locate the project within a 0.25 mile walk distance of dedicated, public open space that is a minimum of 0.75 acres and is open and accessible to all residents. A minimum of 80% of the public open space must be non-paved. <u>Option 2:</u> Set aside a minimum of 10% (minimum of 0.25 acre) of the total acreage as permanent open space that is open and accessible to all residents. A minimum of 80% of the open space must be non-paved.	<i>Project site is within .25 mile walk from Glacier Park, which is .99 acres.</i>	<input checked="" type="checkbox"/>	<input type="checkbox"/>	<input type="checkbox"/>	<input type="checkbox"/>		0
2.7	2, 4, or 6	Preservation of and Access to Open Space	<u>Option 1:</u> Locate the project within a 0.25-mile walk distance of dedicated, accessible public open space that is a minimum of 0.75 acres. A minimum of 80% must be non-paved [4 points]. <u>Option 2:</u> Set aside a percentage of non-paved open space for use by all residents: 25% [2 points]; 35% [4 points]; or 45% + written statement of preservation/conservation policy for set-aside land [6 points]	<i>Project site is within .25 mile walk from Glacier Park, which is .99 acres.</i>	<input checked="" type="checkbox"/>	<input type="checkbox"/>	<input type="checkbox"/>	<input type="checkbox"/>		4
2.8	2, 6, or 8	Access to Public Transportation MN OVERLAY CRITERIA	NC not in Rural/Tribal/Small Town Locations [2 points] Rehab Projects not in Rural/Tribal/Small Town Locations [2, 6, or 8 points] NC and Rehab Projects in Rural/Tribal/Small Town Locations [6 points]	<i>Proposed project is new construction that is not in a Rural/Tribal/Small Town location. No points per MN Overlay 2023-24.</i>	<input type="checkbox"/>	<input checked="" type="checkbox"/>	<input type="checkbox"/>	<input type="checkbox"/>		0
2.9	2, 6 or 8	Improving Connectivity to the Community: Incentivize Biking Mobility	Improve access to community amenities through measures indicated in the MN Overlay.	<i>Each unit has a lockable garage for bike storage but no lockable rack within.</i>	<input type="checkbox"/>	<input checked="" type="checkbox"/>	<input type="checkbox"/>	<input type="checkbox"/>		0

Key to Column Headers:
C# = Criteria Number, M/O = Mandatory Criterion or Optional Criteria Points,
N/A = Not Applicable, WR = Waiver Request, OP = Selected Optional Points

Col. A	Col. B	Column C	Column D	Column E	Column D					
C#	M/O	Criteria Title	Criteria Description <i>[Summary, see full Criteria for complete description]</i>	How Will Criteria Be Implemented? And, where in the plans, specifications, or other place will compliance be documented?	Intent to Comply					
					Yes	No	N/A	WR	OP	
2.10	5 max	Passive Solar Heating/Cooling	Design and build with passive solar design, orientation and shading that meet specified guidelines in the MN Overlay based upon construction type, orientation, glazing and shading.	<i>Not claiming points.</i>	<input type="checkbox"/>	<input checked="" type="checkbox"/>	<input type="checkbox"/>	<input type="checkbox"/>	<input type="checkbox"/>	0
2.11	6	Adaptive Reuse of Buildings	Rehabilitate and adapt an existing structure that was not previously used as housing. Design the project to adapt, renovate, or reuse at least 50% of the existing structure and envelope (includes exterior skin and framing and excludes window assemblies and non-structural roofing).	<i>Not applicable/new construction.</i>	<input type="checkbox"/>	<input type="checkbox"/>	<input checked="" type="checkbox"/>	<input type="checkbox"/>	<input type="checkbox"/>	0
2.12	6	Access to Fresh, Local Foods	<u>Option 1:</u> Neighborhood Farms and Gardens [6 points] <u>Option 2:</u> Community-Supported Agriculture [6 points] <u>Option 3:</u> Proximity to Farmers Market [6 points]	<i>Option 1: Site layout provides the minimum 10 sf area for growing food for each unit. Garages provide secure storage for gardening tools.</i>	<input checked="" type="checkbox"/>	<input type="checkbox"/>	<input type="checkbox"/>	<input type="checkbox"/>	<input type="checkbox"/>	6
2.13	8	Advanced Certifications: Site Planning, Design and Management	Locate building(s) within a community that is certified in one of the following programs: LEED for Neighborhood Development [8 points], or for Cities and Communities [8 points], or Living Community Challenge [8 points], or SITES [8 points]	<i>Not applicable.</i>	<input type="checkbox"/>	<input checked="" type="checkbox"/>	<input type="checkbox"/>	<input type="checkbox"/>	<input type="checkbox"/>	0
2.14	6 max	Local Economic Development and Community Wealth Creation	<u>Option 1:</u> Local Hiring Preference [2 points] <u>Option 2:</u> Local Employment [3 points] <u>Option 3:</u> Physical Space for Business, Nonprofits and/or Skill and Workforce Education [3 points] Only two of the three options can be claimed.	<i>Not applicable, single-family homes.</i>	<input type="checkbox"/>	<input type="checkbox"/>	<input checked="" type="checkbox"/>	<input type="checkbox"/>	<input type="checkbox"/>	0
2.15 a&b	0	Access to Broadband (Optional, no points) MN OVERLAY CRITERIA	<i>If internet access is available, consider providing conduit or cabling within the dwelling unit from an access point to locations where a router will most likely be installed.</i>	<i>Project will provide conduit or cabling within the dwelling unit from an access point to locations where a router will most likely be installed OR will provide wiring from the interior to the exterior for easy connection with owner-selected provider.</i>	<input checked="" type="checkbox"/>	<input type="checkbox"/>	<input type="checkbox"/>	<input type="checkbox"/>	<input type="checkbox"/>	0

Subtotal Category 2 Selected Optional Points **10**

Col. A	Col. B	Column C	Column D	Column E	Column D				
C#	M/O	Criteria Title	Criteria Description <i>[Summary, see full Criteria for complete description]</i>	How Will Criteria Be Implemented? And, where in the plans, specifications, or other place will compliance be documented?	Intent to Comply				
					Yes	No	N/A	WR	OP

3. Site Improvements Category

3.1	M	Environmental Remediation (Mandatory for all projects with existing environmental conditions) MN OVERLAY CRITERIA	All single family projects must conduct a Phase I Environmental Site Assessment (ESA) if any or all of the following conditions apply: a. Sites with five or more units where there has been a change in land use from industrial, commercial, institutional or agricultural to residential; b. For New Construction, where each individual residence/DU is not connected to a city water supply; c. For Rehab, where the unit is neither connected to a city water supply or an existing active well; d. Where required as a condition of Acquisition/Purchase. Exception: Developments of five or more new units on previous residential land uses are exempt from the conducting a Phase I ESA.	<i>A Phase I Environmental Site Assessment has been completed with no issues raised.</i>	<input checked="" type="checkbox"/>	<input type="checkbox"/>	<input type="checkbox"/>	<input type="checkbox"/>		
3.2	M	Minimization of Disturbance during Staging and Construction (Mandatory)	Sites > acre: Implement EPA's Best Management Practices for Construction Site Stormwater Runoff Control, or local requirements, whichever is more stringent. Sites =< 1 acre: Stockpile Topsoil; Runoff Control; Protect Storm line flow; Divert Surface Water; Tree Protection; Slope Stabilization.	<i>Each separate construction site is less than one acre. Stockpile Topsoil; Runoff Control; Protect Storm line flow; Divert Surface Water; Tree Protection; Slope Stabilization.</i>	<input checked="" type="checkbox"/>	<input type="checkbox"/>	<input type="checkbox"/>	<input type="checkbox"/>		
3.3	M	Ecosystem Services/ Landscape (Mandatory, if providing landscaping/ landscaping in scope of work)	If providing plantings, all should be native or climate-appropriate (adapted) to the region. All new plantings must be appropriate to the site's soil and microclimate. Do not introduce any invasive plant species. All disturbed areas should be planted, seeded, or xeriscaped.	<i>All planting areas will include native plantings or those appropriate to the region. The remaining unpaved/unbuilt area will be sodded in the front yards and seeded in the rear/side yards.</i>	<input checked="" type="checkbox"/>	<input type="checkbox"/>	<input type="checkbox"/>	<input type="checkbox"/>		
3.4	M	Surface Stormwater Management (Mandatory for all projects) MN OVERLAY CRITERIA	Surface Stormwater Management must be per local/ regional watershed district requirements or other municipality ordinances/ requirements. If there are no such requirements, follow the criteria requirements.	<i>Site pre-development was completed by the City of Shakopee. A separate outlet was designated as a stormwater retention pond. A comprehensive stormwater management system was designed for the 10 residential lots plus the outlet.</i>	<input checked="" type="checkbox"/>	<input type="checkbox"/>	<input type="checkbox"/>	<input type="checkbox"/>		
3.5	10 max	Surface Stormwater Management	Retain precipitation volume for the following percentile precipitation events: 70th Percentile Precipitation Event [6 points] 80th Percentile Precipitation Event [8 points] 90th Percentile Precipitation Event [10 points]	<i>Gutters, downspouts, and swales will be used to keep stormwater from flowing onto adjacent properties. No points claimed as a volume study has not been done.</i>	<input checked="" type="checkbox"/>	<input type="checkbox"/>	<input type="checkbox"/>	<input type="checkbox"/>		0
3.6	M	Efficient Irrigation and Water Reuse (Mandatory, if permanent irrigation is utilized)	Install an efficient irrigation system with the following: Compliance with local water restrictions. Design irrigations zones. Establish irrigation volume and frequency per zone. Select emission devices that will facilitate long-term reliability and serviceability. Install time/ controller to minimize evaporative losses. Install soil moisture sensor controllers.	<i>Not applicable; no irrigation system installed.</i>	<input type="checkbox"/>	<input type="checkbox"/>	<input checked="" type="checkbox"/>	<input type="checkbox"/>		
3.7	4 or 6	Efficient Irrigation and Water Reuse	<u>Option 1</u> : WaterSense labeled weather-based irrigation controller [4 points] <u>Option 2</u> : A minimum 50% of site's irrigation should reuse water [2 points]	<i>Not applicable; no irrigation system installed.</i>	<input type="checkbox"/>	<input type="checkbox"/>	<input checked="" type="checkbox"/>	<input type="checkbox"/>		0

Subtotal Category 3 Selected Optional Points 0

Col. A	Col. B	Column C	Column D	Column E	Column D				
C#	M/O	Criteria Title	Criteria Description <i>[Summary, see full Criteria for complete description]</i>	How Will Criteria Be Implemented? And, where in the plans, specifications, or other place will compliance be documented?	Intent to Comply				
					Yes	No	N/A	WR	OP

4. Water Category

4.1	M or 5 Max	Water-Conserving Fixtures (Mandatory for NC and Sub/Gut Rehab) (Optional/5 points for Mod Rehab) MN OVERLAY CRITERIA	<u>Performance Option:</u> 20% Reduction per Criteria. <u>Prescriptive Option:</u> Install water-conserving fixtures in all units and any common facilities with the following specifications. Toilets: WaterSense-labeled and 1.28 gpf; Urinals: WaterSense-labeled and 0.5 gpf; Showerheads: WaterSense-labeled and 2.0 gpm; Kitchen faucets: 2.0 gpm; Lav faucets: WaterSense-labeled and 1.5 gpm <u>Optional Mod Rehab points (prescriptive):</u> All Toilets [1 point]; All Urinals [1 point]; All Showerheads [1 point]; All Kitchen Faucets [1 point]; and/or All Lavatory Faucets [1 point].	<i>Meeting requirement through prescriptive option. Specifications show all plumbing fixtures are new and will meet these required standards and toilet will be dual flush.</i>	<input checked="" type="checkbox"/>	<input type="checkbox"/>	<input type="checkbox"/>	<input type="checkbox"/>	<input type="checkbox"/>	0
4.2	6 Max	Advanced Water Conservation	Reduce water consumption by % per Criteria: 30% = 3 points 40% = 4 points 50% = 5 points 60% = 6 points	<i>see above.</i>	<input type="checkbox"/>	<input type="checkbox"/>	<input checked="" type="checkbox"/>	<input type="checkbox"/>	<input type="checkbox"/>	0
4.3	M or 5 Max	Water Quality (Mandatory for Substantial and Gut Rehab built before 1986 only) (Optional/ 5 points for Mod Rehab) MN OVERLAY CRITERIA	Test water from dwelling unit faucets for water quality and remediate as indicated in the MN Overlay.	<i>Not applicable/new construction.</i>	<input type="checkbox"/>	<input type="checkbox"/>	<input checked="" type="checkbox"/>	<input type="checkbox"/>	<input type="checkbox"/>	
4.4	4	Monitoring Water Consumption and Leaks	Conduct pressure-loss tests and visual inspections to determine if there are any leaks; fix any leaks found. And install a water monitoring and leak detection system.	<i>A water leak test will be performed per specifications and any leaks will be remediated as required. No water monitoring system will be installed.</i>	<input checked="" type="checkbox"/>	<input type="checkbox"/>	<input type="checkbox"/>	<input type="checkbox"/>	<input type="checkbox"/>	0
4.5	4	Efficient Plumbing Layout and Design	To minimize water loss from delivering hot water, the hot water delivery system shall store no more than 0.5 gallons of water in any piping/ manifold between the fixture and the water heating source of recirculation line.	<i>Compact design and house layout allow for efficient plumbing. Less than .5 gallons of water will be stored in any one line servicing the bathrooms and kitchen.</i>	<input checked="" type="checkbox"/>	<input type="checkbox"/>	<input type="checkbox"/>	<input type="checkbox"/>	<input type="checkbox"/>	4
4.6	6 Max	Non-Potable Water Reuse	Harvest, treat, and reuse rainwater and/or greywater to meet a portion of the project's total water needs: 10% reuse [3 points] 20% reuse [4 points] 30% reuse [5 points] 40% reuse [6 points]	<i>Not in specifications.</i>	<input type="checkbox"/>	<input checked="" type="checkbox"/>	<input type="checkbox"/>	<input type="checkbox"/>	<input type="checkbox"/>	0
4.7	Omit	Access to Potable Water during Emergencies MN OVERLAY CRITERIA	Not allowed if the project receives funding from Minnesota Housing.							

Subtotal Category 4 Selected Optional Points 4

Col. A	Col. B	Column C	Column D	Column E	Column D					
C#	M/O	Criteria Title	Criteria Description <i>[Summary, see full Criteria for complete description]</i>	How Will Criteria Be Implemented? And, where in the plans, specifications, or other place will compliance be documented?	Intent to Comply					
					Yes	No	N/A	WR	OP	
5.6	M	Sizing of Heating and Cooling Equipment (Mandatory for NC all Rehabs that include replacement for heating and cooling equipment)	Size and select heating and cooling equipment in accordance with the Air Conditioning Contractors of America (ACCA) Manuals J and S or in accordance with the most recent ASHRAE Handbook of Fundamentals available at time of specification.	<i>This is included as a requirement in written specifications.</i>	<input checked="" type="checkbox"/>	<input type="checkbox"/>	<input type="checkbox"/>	<input type="checkbox"/>		
5.7	M	Energy Star Appliances (Mandatory for NC and all Rehabs that include new appliances)	If providing appliances, install Energy Star clothes washers, dishwashers, and refrigerators. If appliances will not be installed or replaced at this time, specify that, at the time of installation or replacement, Energy Star models must be used via Criterion 8.1 and Criterion 8.4.	<i>Refrigerator, dishwasher, washer, and dryer are all specified to meet Energy Star requirements.</i>	<input checked="" type="checkbox"/>	<input type="checkbox"/>	<input type="checkbox"/>	<input type="checkbox"/>		
5.8	M	Lighting (Mandatory for NC, and applicable Rehab/ Adaptive Reuse projects)	Provide lighting, fixtures, occupancy sensors, lighting power density, motion sensors, etc. per the Criteria.	<i>All lighting fixtures are new and are specified to use LED bulbs (color temp 2700-3000K) in all. No other requirements as it is rehab.</i>	<input checked="" type="checkbox"/>	<input type="checkbox"/>	<input type="checkbox"/>	<input type="checkbox"/>		
5.9	8	Resilient Energy Systems: Floodproofing	Conduct floodproofing, including perimeter floodproofing (barriers/shields), or lower floors. Design and install building systems in such a way that, in case of an emergency, the operation of these systems will not be grossly affected: 1. Locate any and all central space and water heater equipment above design flood elevations. 2. Locate the service disconnect at a readily accessible location above the design flood elevation. 3. Locate at least one exit door above the design flood elevation; and on plans sets, identify water entry points at basements and foundation walls and demarcate all penetrations, wall assemblies, and doors/ openings to ensure that future renovations do not compromise the integrity of floodproof construction.	<i>Not claiming points. Design and grading done within city's requirements in regard to High Water Levels at the development's drainage pond and existing water tables.</i>	<input type="checkbox"/>	<input checked="" type="checkbox"/>	<input type="checkbox"/>	<input type="checkbox"/>		0
5.10	8	Resilient Energy Systems: Critical Loads	Provide adequate emergency power to serve certain systems in the project. Size the system to satisfy at least three of the most critical following energy loads of the project for at least four consecutive days, 24 hours per day. Consider a larger system if needed to satisfy extended power outages and/ or to hold all occupants and staff on an emergency basis for a power outage during extreme heat or cold. <u>Option 1:</u> Islandable PV System [8 points] , Or <u>Option 2:</u> Efficient Generator [8 points]	<i>Not included.</i>	<input type="checkbox"/>	<input checked="" type="checkbox"/>	<input type="checkbox"/>	<input type="checkbox"/>		0

Subtotal Category 5 Selected Optional Points 19

Col. A	Col. B	Column C	Column D	Column E	Column D				
C#	M/O	Criteria Title	Criteria Description <i>[Summary, see full Criteria for complete description]</i>	How Will Criteria Be Implemented? And, where in the plans, specifications, or other place will compliance be documented?	Intent to Comply				
					Yes	No	N/A	WR	OP

6. Materials Category

6.1	8 Max	Ingredient Transparency for Material Health	Specify and install products that have inventories that have publicly disclosed where content is characterized and screened using health hazards lists or restricted substances lists to 1,000 ppm or better (lower is better). Refer to Criteria for optional point requirements.	<i>Not claiming points.</i>	<input type="checkbox"/>	<input checked="" type="checkbox"/>	<input type="checkbox"/>	<input type="checkbox"/>	<input type="checkbox"/>	0
6.2	3 Max	Recycled Content and Ingredient Transparency	Use building products that feature recycled content and disclose that recycled content. The building product must make up 75% (by weight or cost) of the product category for the project and must be composed of at least 25% post-consumer recycled content to be eligible for this criterion.	<i>Not claiming points.</i>	<input type="checkbox"/>	<input checked="" type="checkbox"/>	<input type="checkbox"/>	<input type="checkbox"/>	<input type="checkbox"/>	0
6.3	8 Max	Chemical Hazard Optimization	Install products that have third-party verification of optimization to 100 ppm or better.	<i>Not claiming points.</i>	<input type="checkbox"/>	<input checked="" type="checkbox"/>	<input type="checkbox"/>	<input type="checkbox"/>	<input type="checkbox"/>	0
6.4	M	Healthier Materials Selection (Mandatory for all) (No optional points available) MN OVERLAY CRITERIA	Use products that comply with Criteria specifications. Mandatory requirements per criteria specifications based upon Product Category: All interior paints, coatings, primers and wall paper; all interior adhesives and sealants; flooring; insulation; and composite wood. Optional points not available nor allowed.	<i>All interior points and primers will meet MPI and Green Seal standards for VOC, based on list provided in Criteria Description. All adhesives will comply with Rule 1168 of the South Coast Air Quality Management Districts. All caulks and sealants will comply with Regulation 8, Rule 51 of Bay Area Air Quality Management District. Particleboard and MDF will not be compliant with California 93120 but all edges and sides will be sealed with low-VOC sealants.</i>	<input checked="" type="checkbox"/>	<input type="checkbox"/>	<input type="checkbox"/>	<input type="checkbox"/>	<input type="checkbox"/>	
6.5	12 Max	Environmentally Responsible Material Selection	Use products that comply with the Optional points per Criteria based upon Product Category: Concrete, steel, insulation; roofing; paving; and wood, non-composite	<i>Not claiming points.</i>	<input type="checkbox"/>	<input checked="" type="checkbox"/>	<input type="checkbox"/>	<input type="checkbox"/>	<input type="checkbox"/>	0
6.6	M	Bath, Kitchen, Laundry Surfaces (Mandatory for NC and for all Rehab if in scope of work)	Use materials that have durable, cleanable surfaces throughout bathrooms, kitchens, and laundry rooms. Materials installed in these rooms should not be prone to deterioration due to moisture intrusion or encourage the growth of mold.	<i>All floors are specified as luxury vinyl flooring. Project specifications require moisture-resistant cement board behind tile tub/shower enclosures.</i>	<input checked="" type="checkbox"/>	<input type="checkbox"/>	<input type="checkbox"/>	<input type="checkbox"/>	<input type="checkbox"/>	
6.7	4 or 10	Regional Materials	<u>Option 1:</u> [4 points max] Use products that were extracted, processed, and manufactured within 500 miles of the project for a minimum of 90%, based on weight or on cost, of the amount of the product category installed in the project. Building product categories that can qualify for these points include the following (every two compliant products can qualify for 1 point): Framing materials; exterior materials (e.g., siding, masonry, roofing); flooring materials; concrete/ cement and aggregate materials; and/or drywall/ interior sheathing materials. NOTE: Mechanical, electrical, and plumbing components cannot be included in this calculation. <u>Option 2:</u> [10 points] Volumetric Modular Prefabrications	<i>Not claiming points.</i>	<input type="checkbox"/>	<input checked="" type="checkbox"/>	<input type="checkbox"/>	<input type="checkbox"/>	<input type="checkbox"/>	0
6.8	M	Managing Moisture: Foundations (Mandatory for NC and rehabs with basements or crawls spaces)	Beneath Concrete Slabs: Install poly vapor barrier over a capillary break of clean aggregate. Beneath Crawl Spaces without Slabs: Install a heavy-duty vapor barrier.	<i>At basement slab, poly vapor barrier will be installed directly under the slab and over the below-slab insulation and aggregate.</i>	<input checked="" type="checkbox"/>	<input type="checkbox"/>	<input type="checkbox"/>	<input type="checkbox"/>	<input type="checkbox"/>	
6.9	M	Managing Moisture: Roofing and Wall Systems (Mandatory for NC and rehabs with deficiencies in or scope of work including assemblies listed)	Provide water drainage away from walls, windows, and roofs by implementing the following water management techniques. Wall Systems: Weather-resistant barrier; flashing; and masonry/ stucco flashing/ weep holes. Roof Systems: Drip edge and wall/ roof intersection flashing.	<i>Proposed project will install the following per specifications: 1. 1. Wall Systems - Weather-resistant barrier; flashing. 2. Roof Systems: Drip edge and wall/ roof intersection flashing and ice & water shield.</i>	<input checked="" type="checkbox"/>	<input type="checkbox"/>	<input type="checkbox"/>	<input type="checkbox"/>	<input type="checkbox"/>	

Col. A	Col. B	Column C	Column D	Column E	Column D					
C#	M/O	Criteria Title	Criteria Description <i>[Summary, see full Criteria for complete description]</i>	How Will Criteria Be Implemented? And, where in the plans, specifications, or other place will compliance be documented?	Intent to Comply					
					Yes	No	N/A	WR	OP	
6.10	M & 6 Max	Construction Waste Management (Mandatory) (Optional points available)	Develop and implement a waste management plan that reduces non-hazardous construction and demolition waste through recycling, salvaging, or diversion strategies; maintain documentation of diversion rate for each selected strategy. <u>Mandatory:</u> _____ One pathway in Option 1, Two pathways in Option 2, or One pathway in Option 3. <u>Optional (after meeting Mandatory):</u> _____ <u>Option 1:</u> Measure by %: a. 75% [1 point]; b. 95% [1 point]. <u>Option 2:</u> Material Specific: c. Cardboard [1 point]; d. Wood [1 point]; e. Drywall [1 point]; f. Metals [1 point]; g. Concrete, brick, and asphalt [1 point]; h. Insulation, foam and plastic [1 point]; i. Carpet [1 point]; j. Efficient framing plan [1 point]. <u>Option 3:</u> Minimizing Construction Waste - NC only: k. <2.5 lbs/SF of building [2 points]; l. <1.5 lbs/SF [3 points].	<i>Project will either use a construction waste company that targets 75% recycles of waste OR contractor will opt to individually recycle all cardboard, scrap lumber, and metal on site.</i>	<input checked="" type="checkbox"/>	<input type="checkbox"/>	<input type="checkbox"/>	<input type="checkbox"/>	<input type="checkbox"/>	0
6.11	2	Recycling Storage for Multifamily Project	<u>At single family homes and townhomes</u> , each dwelling unit must be provided with separate bins for the collection of trash and recycling. Or, provide curbside recycling for each dwelling unit. Collected materials should include, at a minimum, paper, cardboard, glass, metals, and plastics. Regardless of building type, provide bins for the separation of trash and recycling at all community rooms and tenant occupied common space (laundry rooms, lobbies, etc.).	<i>City provides curbside trash and recycling bins to residents.</i>	<input type="checkbox"/>	<input type="checkbox"/>	<input checked="" type="checkbox"/>	<input type="checkbox"/>	<input type="checkbox"/>	0

Subtotal Category 6 Selected Optional Points **0**

Col. A	Col. B	Column C	Column D	Column E	Column D				
C#	M/O	Criteria Title	Criteria Description <i>[Summary, see full Criteria for complete description]</i>	How Will Criteria Be Implemented? And, where in the plans, specifications, or other place will compliance be documented?	Intent to Comply				
					Yes	No	N/A	WR	OP

7. Healthy Living Environment Category

7.1	M	Radon Mitigation (Mandatory) MN OVERLAY CRITERIA	Provide a sub-slab depressurization system per code at New Construction. Provide testing and remediation per the MN Overlay for acquisition rehabs.	<i>Proposed project will provide a passive sub-slab depressurization system per code and will include power to the attic should the passive system need to be activated with a fan after testing is completed after construction.</i>	<input checked="" type="checkbox"/>	<input type="checkbox"/>	<input type="checkbox"/>	<input type="checkbox"/>	
7.2	M	Reduce Lead Hazards in Pre-1978 Buildings (Mandatory for all applicable rehabs) MN OVERLAY CRITERIA	For single family rehabilitation, refer to the Minnesota Housing Lead Based Paint Guidebook (For Applicable Homes Division Programs).	<i>Not applicable/new construction.</i>	<input type="checkbox"/>	<input type="checkbox"/>	<input checked="" type="checkbox"/>	<input type="checkbox"/>	
7.3	M	Combustion Safety (Mandatory for projects with combustion equipment included in the scope of work) MN OVERLAY CRITERIA	For New Construction and Rehab projects, specify power-vented or direct-vent equipment when installing any new combustion appliance for space or water heating that will be located within the conditioned space. If there are any combustion appliances in the condition space, install hard-wired carbon monoxide (CO) alarm with battery backup function for each sleeping zone, placed per NFPA 72. In Substantial and Moderate Rehab, if there is any combustion equipment located within the conditioned space for space or water heating that is not power-vented or direct-vent and that is not scheduled for replacement, conduct combustion safety testing prior to and after the retrofit.	<i>All combustion equipment (furnace only in this project as water heater is hybrid/electric) will be sealed or power vented. Carbon monoxide alarms, as required by code, are required in written specifications.</i>	<input checked="" type="checkbox"/>	<input type="checkbox"/>	<input type="checkbox"/>	<input type="checkbox"/>	
7.4	M	Garage Isolation (Mandatory for all projects with attached garage[s])	Provide a continuous air barrier between the conditioned space and any garage space. Do not install ductwork or air handling equipment for the conditioned space in the garage. Fix all connecting doors between conditioned space and garage with gaskets, or otherwise make substantially airtight with weather stripping. Install hard-wired CO alarm with battery backup function for each sleeping zone of the project, placed per NFPA 72, unless the garage is mechanically vented or an open parking structure defined by code.	<i>A continuous vapor barrier is included on the dwelling side of the wall and continuous gyp bd finish at the garage side of the wall. Per written specs, connecting door will be 20-min rated, weatherstripped, and will have a closer or self-closing hinges. Code compliant CO detectors will be installed throughout the house.</i>	<input checked="" type="checkbox"/>	<input type="checkbox"/>	<input type="checkbox"/>	<input type="checkbox"/>	
7.5	M	Integrated Pest Management (Mandatory)	Design for easy inspection of all pest-prone areas (interior and exterior), and engineer slabs and foundations to minimize pest entry. Seal all wall, floor and joint penetrations with low-VOC caulking or other appropriate nontoxic sealing methods to prevent pest entry. Use rodent- and corrosion- proof screens for openings greater than 1/4". Also pay close attention to sealing off entry points under kitchen and bathroom sinks.	<i>All walls, floor and joint penetration will be sealed with appropriate methods to prevent pest entry.</i>	<input checked="" type="checkbox"/>	<input type="checkbox"/>	<input type="checkbox"/>	<input type="checkbox"/>	
7.6	0	Smoke-Free Policy MN OVERLAY CRITERIA	Implement and enforce a no-smoking policy in all common and individual living areas (dwelling units), and within a 25-foot perimeter around the exterior of all residential projects. The no-smoking restrictions applies to all owners, tenants, guests, and service people. The use of e-cigarettes is prohibited wherever smoking is prohibited. This is an optional criteria with no points available.	<i>Not applicable; single-family home.</i>	<input type="checkbox"/>	<input type="checkbox"/>	<input checked="" type="checkbox"/>	<input type="checkbox"/>	0
7.7	M & 9 Max	Ventilation (Mandatory for NC and Substantial Rehab) (Moderate Rehab/ 9 optional points)	Mandatory NC and Sub Rehab: install local mechanical exhaust system in each bathroom; local mechanical exhaust in each kitchen; or whole-house ventilation system. Moderate Rehab Optional points: Bath exhaust [3 points] Kitchen exhaust [3 points] Whole-house mech ventilation system [3 points]	<i>Whole house ventilation system (ERV) will be installed and sized appropriately. Bath fan will be Energy Star labeled and controlled with a humidistat. A vented range hood is specified in kitchen.</i>	<input checked="" type="checkbox"/>	<input type="checkbox"/>	<input type="checkbox"/>	<input type="checkbox"/>	0
7.8	5	Dehumidification (Not Mandatory for our climate zone) (Optional points available for all)	<u>Option 1:</u> Keep relative humidity <60%, [5 points], or <u>Option 2:</u> Rough-in for future dehumidification [5 points]	<i>Not included in specifications.</i>	<input type="checkbox"/>	<input checked="" type="checkbox"/>	<input type="checkbox"/>	<input type="checkbox"/>	0
7.9	3	Construction Pollution Management	<u>Option 1:</u> Earn the EPA Indoor airPlus label. [3 points], or <u>Option 2:</u> In dwelling units, seal all heating, cooling, and ventilation ducts and returns throughout construction to prevent construction debris from entering; flush all dwelling units after completion of construction and prior to occupancy either for at least 48 hours with all windows and interior doors open and all HVAC fans running or with at least 14,000 ft ³ per ft ² of floor area, then replace all air handling filters [3 points].	<i>Compliance through Option 2 is included in written specifications.</i>	<input checked="" type="checkbox"/>	<input type="checkbox"/>	<input type="checkbox"/>	<input type="checkbox"/>	3

Col. A	Col. B	Column C	Column D	Column E	Column D					
C#	M/O	Criteria Title	Criteria Description <i>[Summary, see full Criteria for complete description]</i>	How Will Criteria Be Implemented? And, where in the plans, specifications, or other place will compliance be documented?	Intent to Comply					
					Yes	No	N/A	WR	OP	
7.10	3	Noise Reduction	<p><u>Option 1:</u> Test for and demonstrate that noise levels in bedrooms meet continuous noise and single sound event limits described in the World Health Organization's Guidelines for Community Noise [3 points].</p> <p><u>Option 2:</u> Conduct noise assessment and provide a noise abatement plan specific to the site and covering general noise mitigation techniques in accordance with 24 CFR 51B [3 points].</p> <p><u>Option 3:</u> Ensure all exterior wall and party wall penetrations are sealed with acoustical sealant, all party walls and floor/ ceiling assemblies have a STC rating of at least 55, and exterior windows and doors in projects near a significant exterior noise source have an STC rating of at least 35 [3 points].</p>	<i>Not applicable; single-family home.</i>	<input type="checkbox"/>	<input type="checkbox"/>	<input checked="" type="checkbox"/>	<input type="checkbox"/>	<input type="checkbox"/>	0
7.11	8	Active Design: Promoting Physical Activity	<p><u>Option 1:</u> Encouraging Everyday Stair Usage [8 points], or</p> <p><u>Option 2:</u> Activity Space [8 points]</p>	<i>Not applicable; single-family home.</i>	<input type="checkbox"/>	<input type="checkbox"/>	<input checked="" type="checkbox"/>	<input type="checkbox"/>	<input type="checkbox"/>	0
7.12	8	Beyond ADA: Universal Design	<p><u>Option 1:</u> Create welcoming and accessible spaces that encourage equitable use and social connections. [8 points]</p> <p><u>Option 2:</u> Create spaces that are easy and intuitive to use and navigate. [8 points]</p> <p><u>Option 3:</u> Promote safety and create spaces that allow for human error. [8 points]</p> <p><u>Option 4:</u> Create spaces that can be accessed and used with minimal physical effort. [8 points]</p> <p><u>Option 5:</u> Create spaces with the appropriate size and space to allow for use, whatever the user's form of mobility, size, or posture. [8 points]</p>	<i>This unit cannot be designed with a zero step entry due to existing grade restrictions on site to meet overall drainage goals of development. Developer has received a waiver from MN Housing.</i>	<input type="checkbox"/>	<input checked="" type="checkbox"/>	<input type="checkbox"/>	<input checked="" type="checkbox"/>	<input type="checkbox"/>	0
7.13	8	Healing-Centered Design	Select at least two of the Options listed in the Criteria to implement. Implement each of the selected Options with at least two different strategies. At least one strategy for each Option must be implemented throughout at least 75% of the project's dwelling units [8 points].	<i>Not applicable; single-family home.</i>	<input type="checkbox"/>	<input type="checkbox"/>	<input checked="" type="checkbox"/>	<input type="checkbox"/>	<input type="checkbox"/>	0

Subtotal Category 7 Selected Optional Points 3

Col. A	Col. B	Column C	Column D	Column E	Column D				
C#	M/O	Criteria Title	Criteria Description <i>[Summary, see full Criteria for complete description]</i>	How Will Criteria Be Implemented? And, where in the plans, specifications, or other place will compliance be documented?	Intent to Comply				
					Yes	No	N/A	WR	OP

8. Operations, Maintenance + Resident Engagement Category



8.1	M	Building Operations and Maintenance Manual and Plan	Develop a manual with thorough building operations and maintenance guidance and a complementary accountability plan. The manual and plan should be developed over the course of the project design, development and construction stages so that knowledge can be transferred from this stage of the project life cycle to the operations and asset management stage.	<i>Not applicable; single-family home.</i>	<input type="checkbox"/>	<input type="checkbox"/>	<input checked="" type="checkbox"/>	<input type="checkbox"/>	
8.2	O	Emergency Management Manual	Not applicable to single family.	<i>Not applicable; single-family home.</i>	<input type="checkbox"/>	<input type="checkbox"/>	<input checked="" type="checkbox"/>	<input type="checkbox"/>	
8.3	M	Resident Manual (Mandatory)	Provide a guide for homeowners and renters that explains the intent, benefits, use and maintenance of their home's green features and practices. The Resident Manual should encourage green and healthy activities per the list of topics in the Criteria.	<i>Scott County CDA will issue homeowner their standard new homeowner manual with additional information included addressing green features of the design. This manual contains suggested building maintenance routines.</i>	<input checked="" type="checkbox"/>	<input type="checkbox"/>	<input type="checkbox"/>	<input type="checkbox"/>	
8.4	M	Walk-Throughs and Orientation to Property Operation (Mandatory)	Provide a comprehensive walk-through and orientation for all residents, property manager(s) and buildings operations staff. Orient all property managers and building operations staff within 90 days of initial occupancy of building maintenance and unit turnover procedures. For staff joining after the initial orientation, provide walk-through and orientation to green features within their first 90 days. For all orientations and walk-throughs, share the list of Green Communities Criteria that were implemented in the project and use the appropriate manuals as the base of the curriculum. Review the project's green features, O&M procedures, and emergency protocols.	<i>Scott County CDA will provide a comprehensive walk-through and orientation for the residents to review the project's green features, operations, and maintenance, and the neighborhood amenities that may facilitate a healthy lifestyle.</i>	<input checked="" type="checkbox"/>	<input type="checkbox"/>	<input type="checkbox"/>	<input type="checkbox"/>	
8.5	O	Energy and Water Data Collection and Monitoring (Optional, no points) MN OVERLAY CRITERIA	Provide utility (gas, electric, and water) use per the Criteria.	<i>Not claiming points.</i>	<input type="checkbox"/>	<input checked="" type="checkbox"/>	<input type="checkbox"/>	<input type="checkbox"/>	0

Subtotal Category 8 Selected Optional Points **0**

Total Selected Optional Points **36**

Col. A	Col. B	Column C	Column D	Column E	Column D				
C#	M/O	Criteria Title	Criteria Description <i>[Summary, see full Criteria for complete description]</i>	How Will Criteria Be Implemented? And, where in the plans, specifications, or other place will compliance be documented?	Intent to Comply				
					Yes	No	N/A	WR	OP

SUBMITTAL PHASE CERTIFICATIONS

Pre-Construction Phase					
I/we hereby certify to Minnesota Housing that all applicable Mandatory and selected Optional Point Criteria of the 2020 Enterprise Green Communities Criteria as amended by the current/applicable version of the Minnesota Overlay and Guide to the 2020 Enterprise Green Communities Criteria (unless exempt by a Minnesota Housing approved waiver) are incorporated into the approved contract documents and construction contract for the above mentioned development.					
Borrower/Developer/Owner					
Scott County CDA				Julie Siegert	
Insert Firm/Organization/Company		Signature		Typed/Printed Name of Person Signing	
				6/24/26	
				Date	
Architect of Record/Borrower's Architect (optional)					
Marnie Peichel Architecture and Design				Marnie Peichel	
Insert Firm/Organization/Company		Signature		Typed/Printed Name of Person Signing	
				June 18, 2026	
				Date	
General Contractor					
TBD					
Insert Firm/Organization/Company		Signature		Typed/Printed Name of Person Signing	
				Date	

Compliance Certification - End of Construction/Construction Close-Out Phase					
I/we hereby certify to Minnesota Housing that all applicable Mandatory and selected Optional Point Criteria of the 2020 Enterprise Green Communities Criteria as amended by the current/applicable version of the MN Overlay to the 2020 EGCC (unless exempt by a Minnesota Housing approved waiver) are incorporated into the approved contract documents and construction contract for the above mentioned development.					
Borrower/Developer/Owner					
Insert Firm/Organization/Company		Signature		Typed/Printed Name of Person Signing	
				Date	
Architect of Record/Borrower's Architect (optional)					
Insert Firm/Organization/Company		Signature		Typed/Printed Name of Person Signing	
				Date	
General Contractor					
Insert Firm/Organization/Company		Signature		Typed/Printed Name of Person Signing	
				Date	